



# Preliminary Information

## PIT5451B Vibration at Highway Speeds

### Models

Brand:	Model:	Model Years:	VIN:		Engine:	Transmissions:
			from	to		
Chevrolet	Silverado 3500 Dual Rear Wheel	2011 - 2018	All *See Note	All *See Note	All	All
GMC	Sierra 3500 Dual Rear Wheel	2011 - 2018	All *See Note	All *See Note	All	All

With Polished Aluminum Wheels (RPO RS7)

### Supersession Statement

This PI was superseded to update the Model Years. Please discard PIT5451A.

The following diagnosis might be helpful if the vehicle exhibits the symptom(s) described in this PI.



### Condition / Concern

Some customers may comment on a vibration at highway speed.


### Recommendations / Instructions

When using the Pico Scope for diagnostics, a technician may note a 1st order tire/wheel vibration and the concern will still be present after performing Road Force Balancing of the wheel/tire assemblies.

Inspect the front aluminum wheel hub openings for a rolled lip of aluminum in the hub opening (shown below.)



This is caused when the wheel is not centered on the hub and is then forced over the hub extension centering lip (shown below) during torqueing of the wheel. These wheels **MUST** be manually tightened down to properly center the wheel on the hub before torqueing. If this condition is found, replace the affected wheel.



**Parts Information**

Part Number	Description	Qty
23465077	Wheel	1

**Warranty Information**

Labor Operation	Description	Labor Time
8060400	Wheel Replacement	Use Published Labor Operation Time

Please follow this diagnostic or repair process thoroughly and complete each step. If the condition exhibited is resolved without completing every step, the remaining steps do not need to be performed.



© 2016 General Motors. All Rights Reserved.