

© 2016 Mazda Motor of America, Inc.

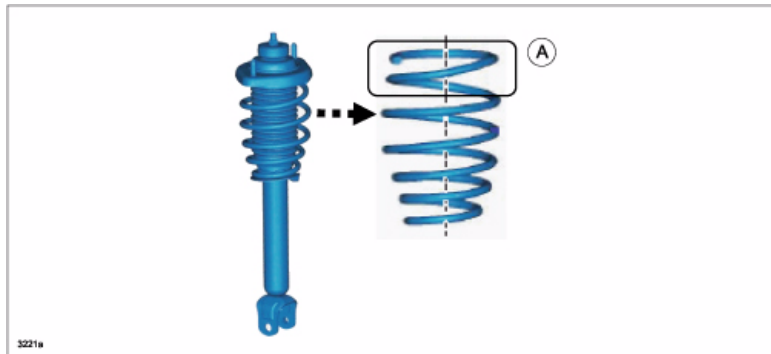
Subject: CLUNKING NOISE FROM REAR SUSPENSION WHEN DRIVING OVER ROAD SLOPE / BUMP	Bulletin No: 02-011/16
	Last Issued: 07/20/2016

APPLICABLE MODEL(S)/VINS

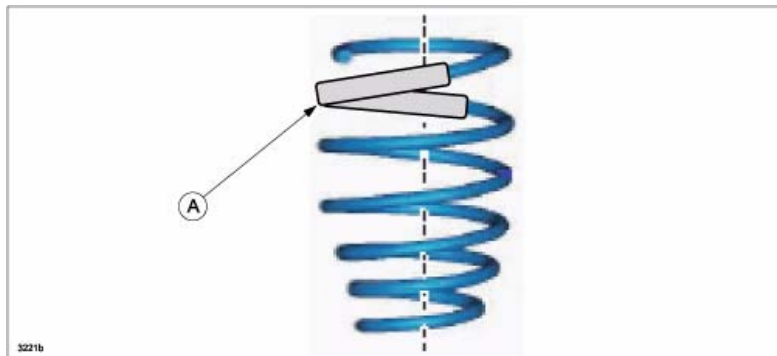
2016 MX-5 vehicles with VINs lower than JM1ND*****411025 (produced before February 4, 2016)

DESCRIPTION

Some vehicles may exhibit a clunking noise from the rear suspensions when driving over road slopes or bumps. This concern may be caused by the top two windings of the rear shock absorber coil spring (A) interfering with one another and causing a stick-slip noise.



To correct the concern, a resin protector (A) has been installed onto the coil spring.

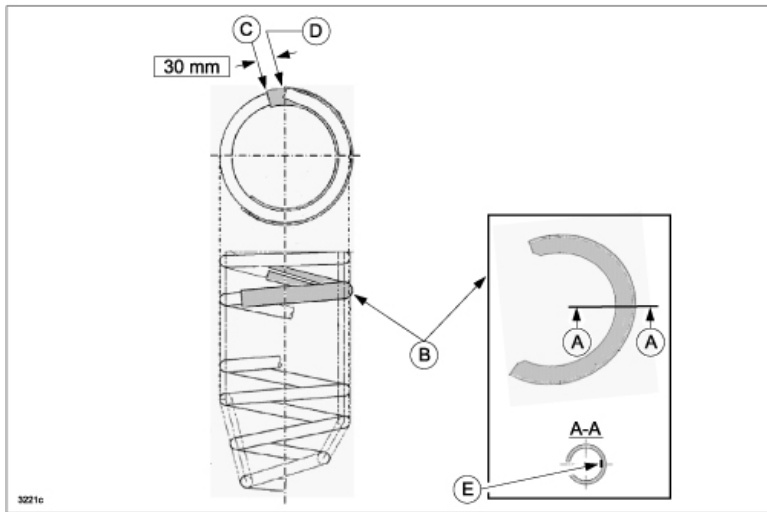


Customers having this concern should have their vehicle repaired using the following repair procedure.

REPAIR PROCEDURE

1. Verify customer concern.
2. Install the protector onto the coil spring on both sides.
 - a. Remove the coil spring on both sides according to the instructions on MS3 online (REAR SHOCK ABSORBER AND COIL SPRING DISASSEMBLY/ASSEMBLY).
 - b. Degrease the top two windings of the spring.
 - c. Install the protector (B) onto the coil spring starting from approximately 30 mm away (C) from the spring top end (D) as shown below.

NOTE: The inner side of the protector contains adhesive glue (E). After installation, press on the protector to make sure it adheres to the spring.



- d. Assemble and install the rear shock absorber in the reverse order of removal.
3. Verify repair.

PART(S) INFORMATION

Part Number	Description	Qty.	Notes
N2Y3-28-081	Protector	2	--
9YB1-01-008	Nut	2	Replacement part

WARRANTY INFORMATION

NOTE:

- This warranty information applies only to verified customer complaints on vehicles eligible for warranty repair.
- This repair will be covered under Mazda's New Vehicle Limited Warranty.
- Additional diagnostic time cannot be claimed for this repair.

Warranty Type	A
Symptom Code	82
Damage Code	9B
Part Number Main Cause / Qty.	****-28-011* (Rear Coil Spring) / 0 (Select and enter the part number applicable to the VIN in repair.)
Related Part Number / Qty.	N2Y3-28-081 (Protector) / 2 9YB1-01-008 (Nut) / 2
Operation Number / Labor Hours:	XXM3HXRX / 1.1 Hrs. (Install Protector to Coil Spring, Both sides)