



# Special Tools Bulletin

TITLE:

**Volvo Special Tool Storage System**

NO: 186	ISSUE DATE: 2017-01-04	CAR MARKET: United States and Canada	Page 1 of 6
	STATUS DATE: 2017-01-04		

**“Right first time in Time”**



## VOLVO

### Special Tool Storage System Benefits:

- Provides control of valuable special service tool inventory in a lockable, all steel protected environment
- Keeps technicians on the job – not wasting time looking for misplaced tools
- Increases productivity – techs have a fast and effortless retrieval of tools from a managed system
- Provides inventory at a glance – every tool has its own storage location for quick access and easy inventory verification at the end of the workday
- Locates all SSTs in one area of the service department within a small floor footprint
- Cabinet design conserves limited wall space
- Protects tools from damage


How do you securely store **Volvo Special Tools?**



Service Personnel: Read and initial	SERVICE MANAGER	PARTS MANAGER	WORKSHOP FOREMAN	SERVICE TECHNICIANS														



## Help your technicians create more billable hours




These images illustrate what has become far too common in retail service centers around the country. If your tool storage areas resemble this shop, your technicians are spending valuable time searching for tools and costing you money. (See back cover for ROI.) It's hard for your techs to do service repairs correctly and efficiently when they can't find the tools or if they're in another technicians' toolbox.

When considering a Tool Organization System, one best practice to insure a successful and sustainable solution is to:

- **Assign a Tool Organization Supervisor**

A Service Manager, Parts Manager or Shop Foreman is often the best supervisor of the system.

Their role is to establish the system, manage the process, ensure ongoing compliance and develop a technician identification system for easy check in/check out of each tool.





## The Volvo Tool Organization System is Easy & Quick to Use:

1. Using the included Cabinet Master Index, locate the tool part number to determine its corresponding drawer number. Tools are listed in numerical order
2. Locate drawer in designated cabinet
3. Locate tool using drawer tool locator sheet.
4. After service use, return tool to appropriate cabinet drawer. Place in the tool's dedicated drawer location

With a Tool Organization System, a quick audit at the end of day will show any missing tools which can be immediately retrieved and placed back in storage.

All of the Volvo Tool Management information is stored on the Bosch Volvo Tool and Equipment website.

Access to this site is non restricted, so any Volvo dealer personnel can access the information.

[WWW.VOLVODEALERSOLUTIONS.COM](http://WWW.VOLVODEALERSOLUTIONS.COM) | select "Service Tools" tab

### Volvo 4-Cabinet Special Tool Storage System Part # 554-Volvo-SPL-4CAB

Four modular drawer cabinets with partitions, dividers & lock.

Two overhead shelf door cabinets with one shelf and lock.

Drawers rated at 400 lbs. capacity fully loaded and extended

All cabinets are lockable - keys are virtually impossible to duplicate

Oil and gas resistant glossy drawer liners

All steel construction.




**NEW!**


#### Storage for XC90

With your current 3 Cabinet System, a matching add-on 4th cabinet with overhead storage is required for the XC90 and future MY service tools. Includes drawer liners, drawer handle inserts.

**Volvo Legacy Expansion Cabinet  
Part No. 554-VOLVO-SPL-ADD**

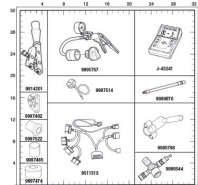


#### VOLVO Special Tools Storage Cabinet Master Index



#### VOLVO BOSCH

Cabinet 1



DRAWER 1

### Easy Ordering

Flexible Payment Options:

Dealer Billing – Parts Account

Financing & Leasing Programs

Major Credit Cards

Check, Money Order

Visit: [volvodealersolutions.com](http://volvodealersolutions.com) | Select "Equipment" tab

Call: 1-800-345-3399



## The Investment in a Tool Storage System Can Yield a Positive ROI for Your Service Center:

Average Time an Employee Spends looking for Stored Items:	10 Minutes/day
Time Wasted by 10 Employees (based on 5-day workweek):	433 hours/year

**ROI Timeframe (one Stanley® Vidmar® four-cabinet/overhead storage system) 100 days**

Above analysis provided by Stanley Vidmar and is only a projection, not a guarantee of profits. Results may vary by service centers.

**Remember, searching for missing tools affects more than shop profitability.**

### It also:

- Ties up rack time
- Could delay On-Time Delivery
- Backs up parts sales
- Possibly impacts loaner pool because cars aren't delivered when promised
- Negatively impacts CSI scores



### Bosch Automotive Service Solutions

28635 Mound Road  
Warren, MI 48092

Visit [volvodealersolutions.com](http://volvodealersolutions.com)  
(Select "Equipment" tab)

Call 1-800-345-3399



## HOW THE VOLVO TOOL MANAGEMENT SYSTEM WORKS

All of the Volvo Tool Management information is stored on the Bosch Volvo Tool and Equipment website: [www.VOLVODEALERSOLUTIONS.com](http://www.VOLVODEALERSOLUTIONS.com)  
Access to this site is non restricted, so any Volvo dealer personnel can access the information.  
On the home page, scroll to the bottom and click on "Click Here"



This will take you to the next page which has all of the tool indexes, cabinet and drawer location information for the tools.

## SPECIAL SERVICE TOOLS

State-of-the-Art Service Solutions for Volvo vehicles in use today, as well as those in development for tomorrow.

### TOOL STORAGE ORGANIZATION

Please click on links below to download/view pdf file.

- [Tool/Cabinet/Drawer Locator](#)
- [Cabinet 1 Drawers](#)
- [Cabinet 2 Drawers](#)
- [Cabinet 3 Drawers](#)



Click on Tool/Cabinet /Drawer Locator to open up the complete tool file organized by tool number. The Master Index. A printed copy of this belongs with the tool box as a Quick Reference Guide.

Scroll down The Master Index list and locate the tool you are looking for. The snap shot below is an example of 3 different cabinets with drawer locations.

TOOL NUMBER	DESCRIPTION	CABINET	DRAWER	Comments
8618437	SRS Test Tool, Passenger Side	1	2	
9194732	SRS Test Tool, Passenger Side	1	2	
9438595	SRS Test Tool	1	2	
9511021B	Evaporator Coating Applicator Tool	3	12	
9511313	Adapter Pin	1	1	
9511314	Adapter, Cable 90 Pin	1	2	
9511351	Adapter, 86 Pin Motronic 4.3	1	2	
9511353	VCT2000 Communication Cable	Overhead	Overhead	
9511354	Adapter 25 Pin, ABS	2	8	
9511355	Adapter 42-Pin	1	2	
9511372	Adapter 48-Pin Combi	2	10	
9511426	Adapter 31 Pin, ABS	1	3	

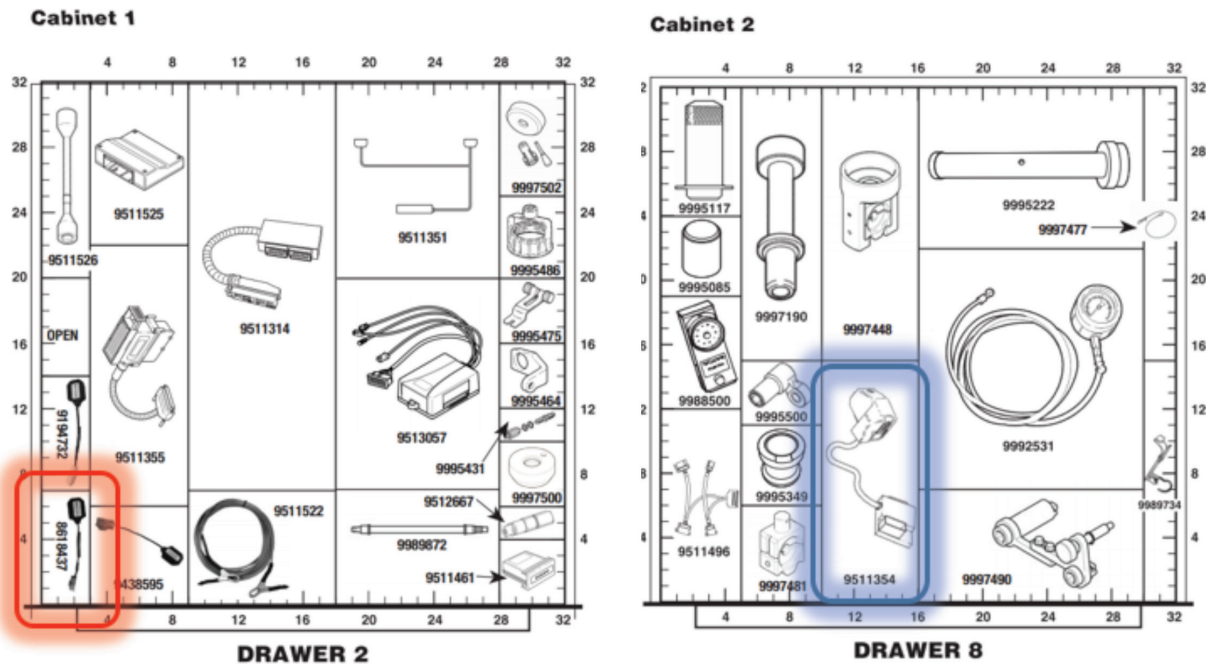
(Over)

# Special Tools Bulletin 186



Once you find the tool you are looking for in the Master Index, on the website download that cabinet catalog and go to that specific drawer to identify the tool and location in the drawer. A printed copy of this entire catalog belongs with the tool box as a Quick Reference Guide.

Go to that box, the handle insert displays the cabinet number and drawer, open the drawer and locate your tool.



The process is the same for all 4 tool boxes and overheads. What is recommended is a tool chip or technician ID is placed in the tool location once the tool is removed. This can be anything unique to that technician. A coin, a name tag, whatever. This way a tool can be tracked to the technician that had it last and may still be using it or has not returned it.

We suggest you print out a new complete copy if the Master Index and all tool box locator sheets any time new tools are distributed from Volvo to you. Place these in a 3 ring binder and have it by the tool system for an easy and up to date reference. We also recommend placing a copy of each tool drawer locator sheet in a plastic slip sheet placed in each specific drawer.

NOTE: The Volvo Tool Management System is designed to organize only tools issued within the last several years and are required by the franchise agreement. The tools are not arranged numerically nor by functional service group. Due to restrictions in drawer configurations, depth, width; this is not possible, the system is extremely functional in locating tools quickly and efficiently when used properly.

For a complete catalog visit the website [www.Volvodealersolutions.com](http://www.Volvodealersolutions.com)

Promotion # V016-137

**Bosch Automotive  
Service Solutions**

28635 Mound Road  
Warren, MI 48092  
Phone 1.800.345.3399  
[VolvoDealerSolutions.com](http://VolvoDealerSolutions.com)