

## Switching noise from climate relay

---

Topic number	LI83.30-P-066810
Version	2
Function group	83.30 Air conditioning
Date	08-21-2017
Validity	Model 453
Reason for change	Damage code updated
Reason for block	

---

### Complaint:

Switching noise from the climate relay (right B-pillar)

Attachments	
File	Description
AnordnungKlimarelaisSerieAlt.JPG	Location of climate relay in production

### Cause:

Electrical relay switching noises.

### Remedy:

The climate relay can be relocated from the right B-pillar to the rear side of the engine control unit.

The previous attachment point on the B-pillar (photo 1) moves to the rear of the engine control unit bracket (photos 2 and 3).

To relocate or reposition, remove the engine control unit bracket and detach the interior wiring harness in the routing area.

Attachments	
File	Description
MassnahmeKlimarelaisVersetzen.JPG	Measure for relocating the climate relay
Neue Anordnung Klimarelais.JPG	Location of remedy for switching noise

### Symptoms

Body / Air conditioning / Heater / Noise

Body / Air conditioning / Air conditioning / Noise


### Operation numbers/damage codes

Op. no.	Operation text	Time	Damage code	Note
		6 AW	540DR C8	


# XENTRY TIPS

## Attachments

Anordnung Klimarelais SerieAlt.JPG:




Massnahme Klimarelais-Versetzen.JPG:



# XENTRY TIPS

---

Neue Anordnung Klima-  
relais.JPG:



3