

MIL "ON" DTC P2610

Service Category Engine/Hybrid System

Section Engine Control

Market USA

Toyota Supports
 ASE Certification 

Applicability

YEAR(S)	MODEL(S)	ADDITIONAL INFORMATION
2015 - 2017	4Runner, Avalon, Camry	
2016 - 2017	Avalon HV, Camry HV	
2014 - 2016	Highlander HV	
2015	Tacoma	
2015 - 2016	Venza	

Introduction

Some 2014 – 2016 model year Highlander HV, 2015 Tacoma, 2015 – 2016 Venza, 2015 – 2017 4Runner, Avalon, Camry, and 2016 – 2017 Avalon HV and Camry HV vehicles may exhibit a MIL "ON" condition with Diagnostic Trouble Code (DTC) P2610 (ECM/PCM Engine Off Timer Performance) present. The Engine Control Module (ECM) (SAE term: Powertrain Control Module/PCM) logic has been modified to reduce the possibility of this condition. Follow the Repair Procedure below to address this condition.

Warranty Information

OP CODE	DESCRIPTION	TIME	MODEL	MODEL YEAR	ENGINE	DRIVETRAIN	QFP	T1	T2
EG1645	Reprogram ECM (PCM)	0.4	4Runner	2015	1GR-FE	2WD	89661-35M60 89661-35M61	8A	99
						4WD	89661-35M70 89661-35M71		
				2WD		89661-35N50			
				4WD		89661-35N60			
			Avalon HV	2016 – 2017	2AR-FXE	-	89661-07640 89661-07641		
			Avalon	2015	2GR-FE		89661-07530		
				2016 – 2017			89661-07550		
			Camry HV	2016 – 2017	2AR-FXE		89661-0X180		

MIL "ON" DTC P2610

Warranty Information (Continued)

OP CODE	DESCRIPTION	TIME	MODEL	MODEL YEAR	ENGINE	DRIVETRAIN	OFF	T1	T2	
EG1645	Reprogram ECM (PCM)	0.4	Camry	2015	2GR-FE	-	89661-06U10	8A	99	
				2016 – 2017			89661-0X230			
				2015 – 2017	2AR-FE		LE Grade			89661-06N10
							SE Grade			89661-06N11
			Highlander HV	2014 – 2015	2GR-FXE	-	89661-0E500			
				2016			89661-0E501			
			Tacoma	2015	2TR-FE	2WD MT	89661-04J30			
						4WD MT	89661-04J40			
						2WD AT	89661-04J50			
						4WD AT/ 2WD PreRunner	89661-04J60			
			Venza	2015 – 2016	2GR-FE	2WD	89661-0T210			
						4WD	89661-0T220			
					1AR-FE	2WD	89661-0T170			
						4WD	89661-0T180			

APPLICABLE WARRANTY

- This repair is covered under the Toyota Federal Emission Warranty. This warranty is in effect for 96 months or 80,000 miles, whichever occurs first, from the vehicle's in-service date.
- Warranty application is limited to occurrence of the specified condition described in this bulletin.

Parts Information

MODEL	MODEL YEAR	ENGINE	DRIVETRAIN	PART NUMBER		PART NAME	QTY
				PREVIOUS	NEW		
4Runner	2015	1GR-FE	2WD	89661-35M60 89661-35M61	89661-35M62	Computer, Engine Control (ECM/PCM)	-
			4WD	89661-35M70 89661-35M71	89661-35M72		
	2016 – 2017		2WD	89661-35N50	89661-35N51		
			4WD	89661-35N60	89661-35N61		
Avalon HV		2AR-FXE	-	89661-07640 89661-07641	89661-07642		

MIL "ON" DTC P2610

Parts Information (Continued)

MODEL	MODEL YEAR	ENGINE	DRIVETRAIN	PART NUMBER		PART NAME	QTY	
				PREVIOUS	NEW			
Avalon	2015	2GR-FE	-	89661-07530	89661-07531	Computer, Engine Control (ECM/PCM)	-	
	2016 – 2017			89661-07550	89661-07551			
Camry HV		2AR-FXE		89661-0X180	89661-0X182			
Camry	2015	2GR-FE		89661-06U10	89661-06U11			
	2016 – 2017			89661-0X230	89661-0X231			
	2015 – 2017	2AR-FE		LE Grade	89661-06N10 89661-06N11			89661-06N12
				SE Grade	89661-06T20 89661-06T21			89661-06T22
Highlander HV	2014 – 2015	2GR-FXE		89661-0E500 89661-0E501	89661-0E502			
	2016		89661-0E780	89661-0E781				
Tacoma	2015	2TR-FE	2WD MT	89661-04J30	89661-04J31			
			4WD MT	89661-04J40	89661-04J41			
			2WD AT	89661-04J50	89661-04J51			
			4WD AT/ 2WD PreRunner	89661-04J60	89661-04J61			
Venza	2015 – 2016	2GR-FE	2WD	89661-0T210	89661-0T211			
			4WD	89661-0T220	89661-0T221			
		1AR-FE	2WD	89661-0T170	89661-0T171			
			4WD	89661-0T180	89661-0T181			
-	-	-	-	00451-00001-LBL	Authorized Modification Labels	1		

NOTE

- The ECM (PCM) should NOT be replaced as part of the Repair Procedure.
- Authorized Modification Labels may be ordered in packages of 25 from the Materials Distribution Center (MDC) through *Dealer Daily – Parts – Dealer Support Material Order*.

MIL "ON" DTC P2610

Required Tools & Equipment

REQUIRED EQUIPMENT	SUPPLIER	PART NUMBER	QTY
Techstream 2.0*	ADE	TS2UNIT	1
Techstream Lite		TSLITEPDLR01	
Techstream Lite (Green Cable)		TSLP2DLR01	

NOTE

- Only ONE of the Techstream units listed above is required.
- Software version 12.10.018 or later is required.
- Additional Techstream units may be ordered by calling Approved Dealer Equipment (ADE) at 1-800-368-6787.
- Use Techstream or an approved J2534 interface to perform flash reprogramming updates. Visit techinfo.toyota.com for more information regarding J2534 reprogramming.

SPECIAL SERVICE TOOLS (SST)	PART NUMBER	QTY
GR8 Battery Diagnostic Station*	00002-MCGR8	1

NOTE

Additional SSTs may be ordered by calling 1-800-933-8335.

* Essential SST.

Calibration Information

MODEL	YEAR	ENGINE	DRIVETRAIN	CALIBRATION ID	
				PREVIOUS	NEW
4Runner	2015	1GR-FE	2WD	335E3000 335E3100	335E3200
			4WD	335E4000 335E4100	335E4200
	2016 – 2017		2WD	335F4000	335F4100
			4WD	335F5000	335F5100
Avalon HV		2AR-FXE	-	30723000 30723100	30723200
Avalon	2015	2GR-FE		30712000	30712100
	2016 – 2017			30721100	30721200
Camry HV		2016 – 2017		2AR-FXE	306N4000 306N4100

MIL "ON" DTC P2610

Calibration Information (Continued)

MODEL	YEAR	ENGINE	DRIVETRAIN	CALIBRATION ID	
				PREVIOUS	NEW
Camry	2015	2GR-FE	-	306F5000	306F5100
	2016 – 2017			306N6000	306N6100
	2015 – 2017	2AR-FE	LE Grade	306E7000 306E7100	306E7200
			SE Grade	306E8000 306E8100	306E8200
Highlander HV	2014 – 2015	2GR-FXE	-	30E26000 30E26100	30E26200
	2016			30E38000	30E38100
Tacoma	2015	2TR-FE	2WD MT	30487000	30487100
			4WD MT	30488000	30488100
			2WD AT	30489000	30489100
			4WD AT/ 2WD PreRunner	304A0000	304A0100
Venza	2015 – 2016	2GR-FE	2WD	30T23000	30T23100
			4WD	30T24000	30T24100
		1AR-FE	2WD	30T19000	30T19100
			4WD	30T20000	30T20100

Repair Procedure

- Using Techstream, check for the following stored DTC:
P2610 – ECM/PCM Engine Off Timer Performance.
Is the DTC present?
 - YES** — Continue to step 2.
 - NO** — This bulletin does NOT apply. Continue diagnosis using the applicable Repair Manual.

MIL "ON" DTC P2610

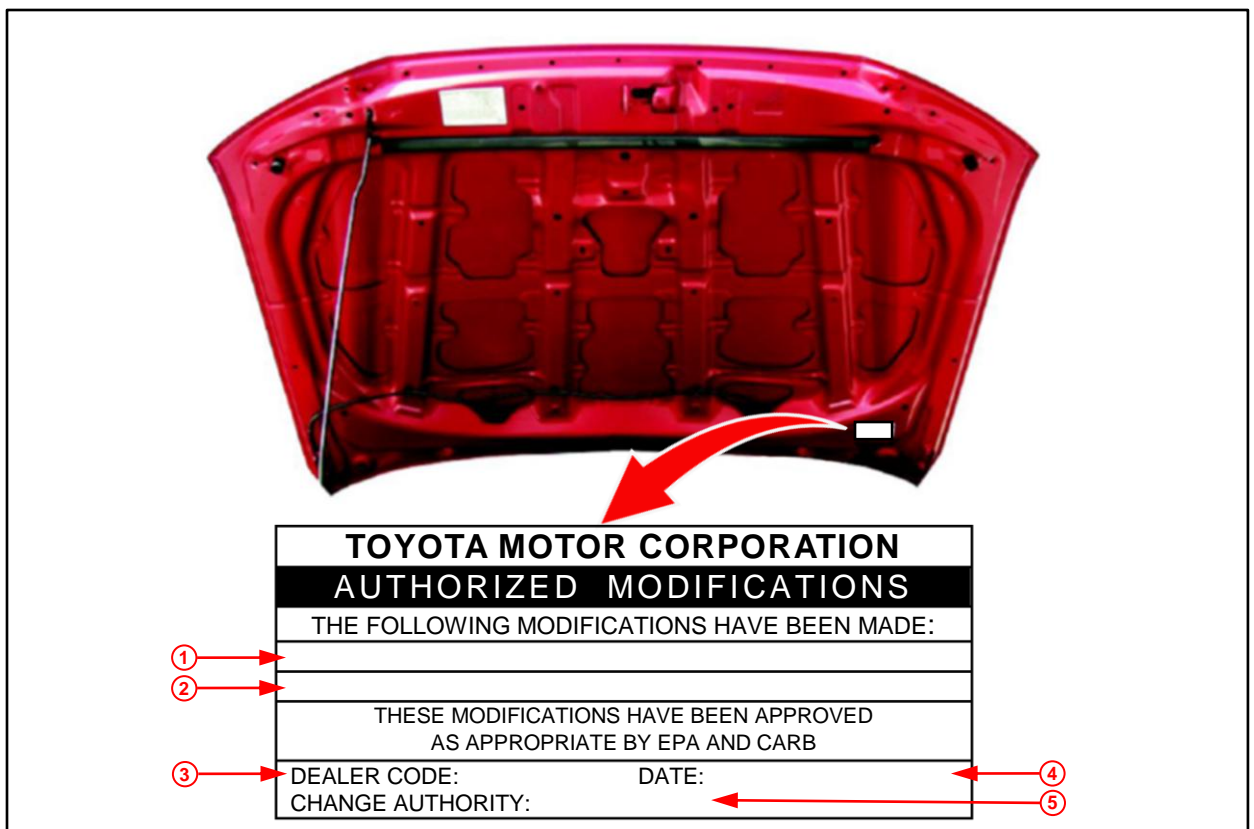
Repair Procedure (Continued)

2. Check for the Authorized Modifications Label affixed to the vehicle in the location shown below. Confirm if the ECM (PCM) calibration has been updated.

Is the calibration ID listed the latest ECM (PCM) calibration?

- **YES** — This Service Bulletin does NOT apply. Continue diagnosis using the applicable Repair Manual.
- **NO** — Continue to step 3.

Figure 1. Location of Authorized Modifications Label for 2015 – 2017 4Runner and 2015 Tacoma



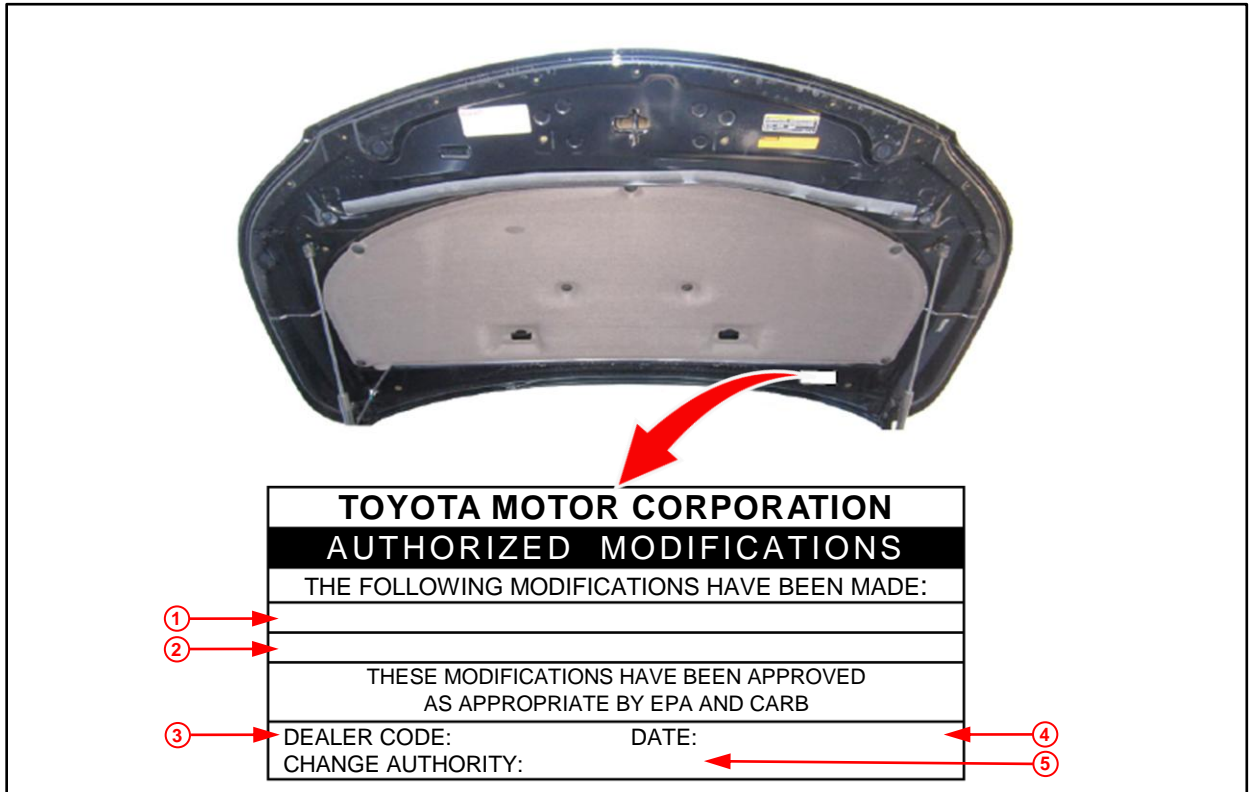
1	Replacement ECM (PCM) Part Number (i.e., 89661-35M62)
2	New Calibration ID(s) (i.e., 335E3200)
3	Dealer Code

4	Date Completed
5	This SB Number

MIL "ON" DTC P2610

Repair Procedure (Continued)

Figure 2. Location of Authorized Modifications Label for 2015 – 2017 Avalon and 2016 – 2017 Avalon HV



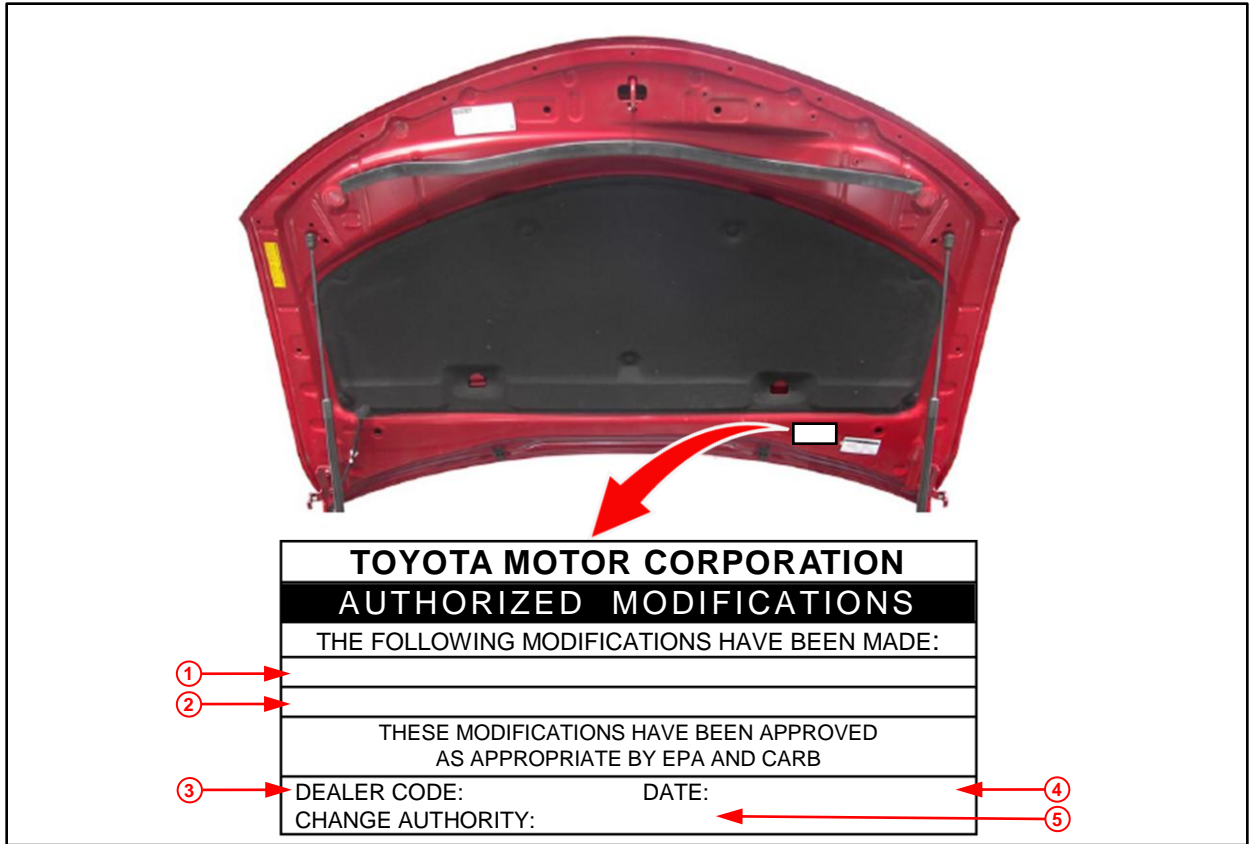
1	Replacement ECM (PCM) Part Number (i.e., 89661-07642)
2	New Calibration ID(s) (i.e., 30723200)
3	Dealer Code

4	Date Completed
5	This SB Number

MIL "ON" DTC P2610

Repair Procedure (Continued)

Figure 3. Location of Authorized Modifications Label for 2015 – 2017 Camry and 2016 – 2017 Camry HV



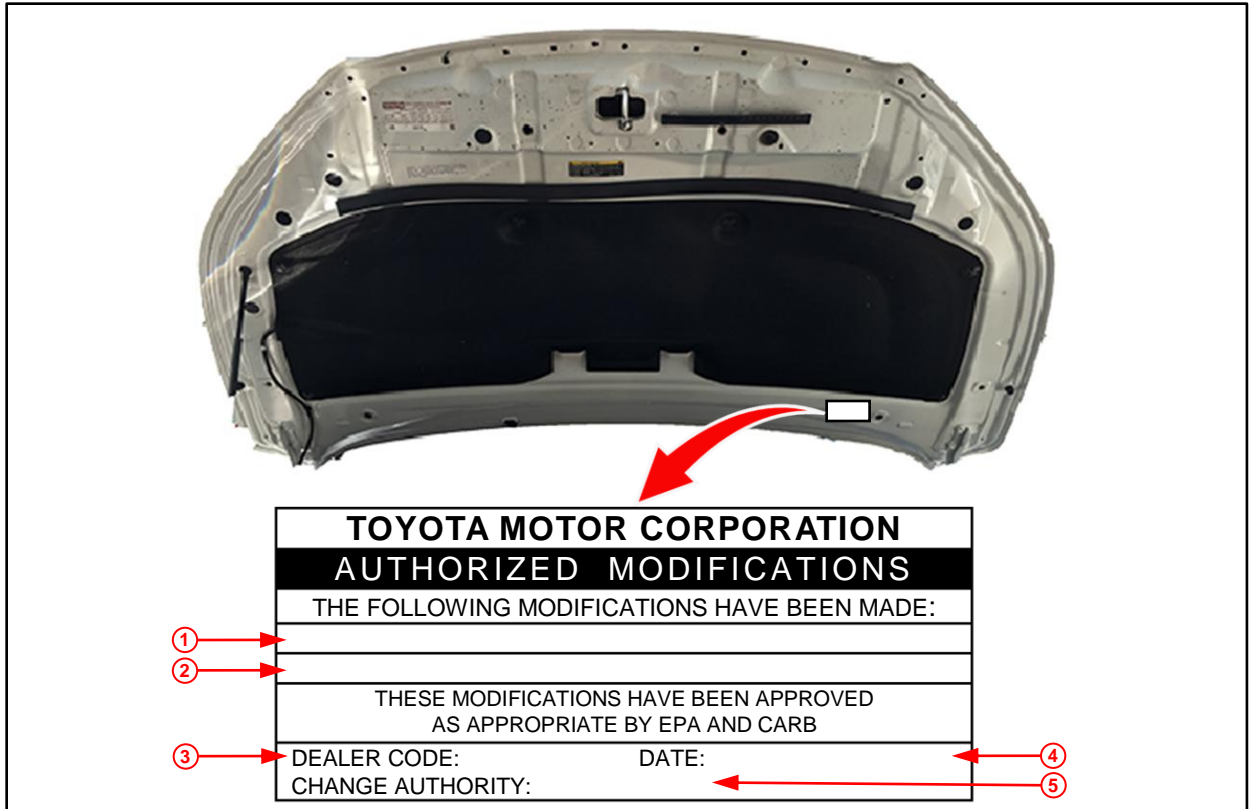
1	Replacement ECM (PCM) Part Number (i.e., 89661-0X182)
2	New Calibration ID(s) (i.e., 306N4200)
3	Dealer Code

4	Date Completed
5	This SB Number

MIL "ON" DTC P2610

Repair Procedure (Continued)

Figure 4. Location of Authorized Modifications Label for 2014 – 2016 Highlander HV



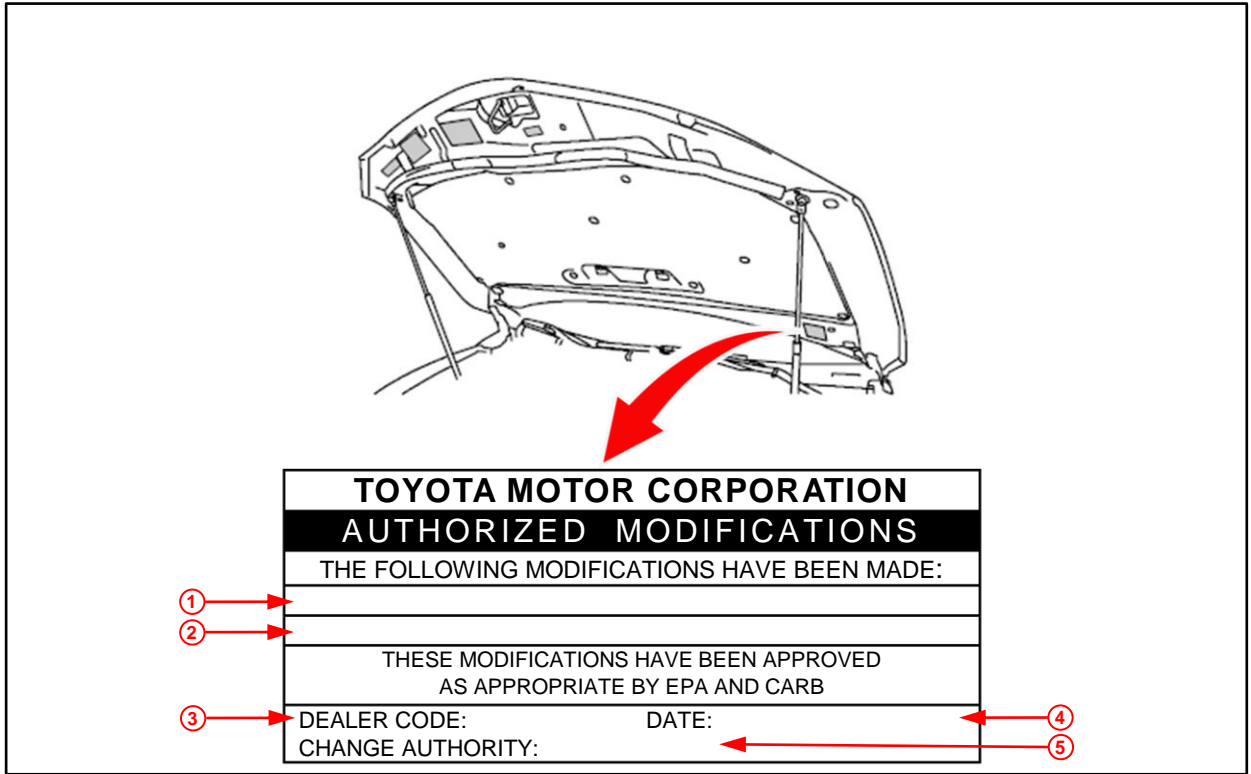
1	Replacement ECM (PCM) Part Number (i.e., 89661-0E502)
2	New Calibration ID(s) (i.e., 30E26200)
3	Dealer Code

4	Date Completed
5	This SB Number

MIL "ON" DTC P2610

Repair Procedure (Continued)

Figure 5. Location of Authorized Modifications Label for 2015 – 2016 Venza



1	Replacement ECM (PCM) Part Number (i.e., 89661-0T211)
2	New Calibration ID(s) (i.e., 30T23100)
3	Dealer Code

4	Date Completed
5	This SB Number

- Flash reprogram the ECM (PCM).

NOTE

- The GR8 Battery Diagnostic Station **MUST** be used in Power Supply Mode to maintain battery voltage at 13.5V while flash reprogramming the vehicle.
- For details on how to use the GR8 Battery Diagnostic Station, refer to the "[GR8 Instruction Manual](#)" located on the Technical Information System (TIS), *Diagnostics – Tools & Equipment – Battery Diagnostics*.

Follow the procedures outlined in the Service Bulletin [T-SB-0134-16](#), "Techstream ECU Flash Reprogramming Procedure", and flash the ECM (PCM) with the NEW calibration file update.

MIL "ON" DTC P2610

Repair Procedure (Continued)

4. Prepare and install the Authorized Modifications Label.
 - A. Using a permanent marker, enter the following information on the label:
 - ECM part number [*Refer to the **Parts Information** section for the **NEW PART NUMBER***]
 - Calibration ID(s) [*Refer to the **Calibration Information** section for the **NEW CALIBRATION ID***]
 - Dealer Code
 - Repair Date
 - Change Authority [***This bulletin number***]
 - B. Install the Authorized Modifications Label to the vehicle at the location shown in Figures 1 – 5. The Authorized Modifications Label is available through the MDC, P/N 00451-00001-LBL.
5. Test drive the vehicle to confirm proper vehicle operation.