



Technical Journal

TITLE:

Seat hard to push back, second row seat (7 seater)

REF NO: TJ 32025.4.0	ISSUING DEPARTMENT: Technical Service	CAR MARKET: United States and Canada	
PARTNER: 3 US 7510 Volvo Car USA		ISSUE DATE: 2017-09-26	STATUS DATE: 2017-09-27
FUNC GROUP: 8531	FUNC DESC: Rear seat, complete	Page 1 of 6	

“Right first time in Time”

Attachment

File Name	File Size
2row seats maneuvering.pdf	0.8580 MB

Vehicle Type

Type	Eng	Eng Desc	Sales	Body	Gear	Steer	Model Year	Plant	Chassis range	Struc Week Range
256							2016-2017		0000561-0190600	201505-201717

CSC Customer Symptom Codes

Code	Description
KL	Seat folding, 3:rd row/Does not work

VST Operation Number

VST Operation Number	Description
98652-2	Second seat row, 1 seat adjust acc. to TJ32025

DTC Diagnostic Trouble Codes

Rows beginning with * are modified

Note! If using a printed copy of this Technical Journal, first check for the latest online version.



Text

DESCRIPTION:

* The new concept of rebound bracket kit: LH 31685140, RH 31685141.

In some cars one or more of the following may appear:

- Outer seat in second row is hard to move back after entrance to third row. Page 1 and 2 in attachment.
- Backrest folds back too early (before seat is slide back). Page 1
- Outer seat in second row is hard to move or makes rattling noise over the rails. Page 3
- Gap closer (hinge cover) gets stuck and breaks. Page 4

SERVICE:

See attachment for explanation and action. These repairs can be done without removing the seat from the car.

VEHICLE REPORT:

Yes, please submit a Vehicle Report if the service solution described in this TJ has no effect. Use concern area "Vehicle Report" and sub concern area "Support not needed", use function group 8531.

To view TJ attachment continue to next page. This TJ has one attachment.

2:nd row in 7-seater: Hard to fold back backrest



Issue:

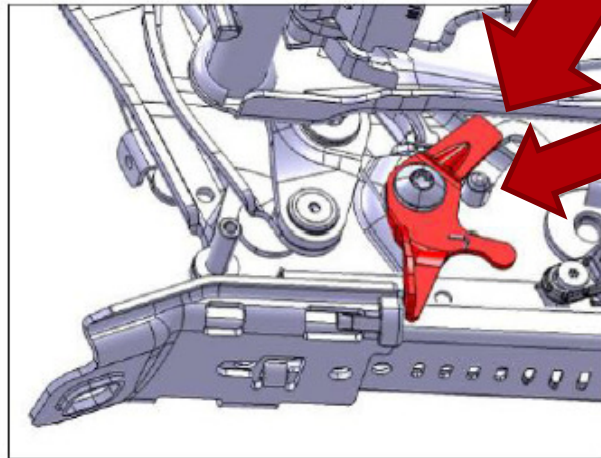
- Outer seat in 2:nd row is hard to move back after entrance to 3:rd row.
- Backrest folds back too early (before seat is slided back).

Reason:

Stopping edge of rebound bracket wear against the stop screw. This wear prevents it from releasing.

Solution:

- Replace the rebound bracket.





Issue:


Outer seat in 2:nd row is hard to move back after entrance to 3:rd row.

Reason:

Lower part of rebound bracket sticks on screw head.

Solution:

- Grind down the screw head.
- New concept with lower screw head.





Issue:

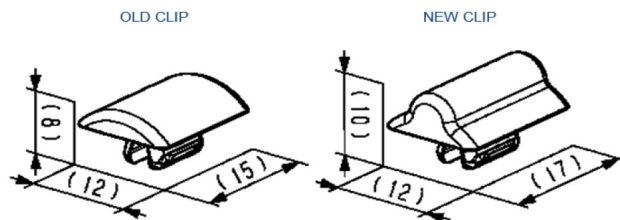

Outer seat in 2:nd row is hard to move or makes rattling noise over the rails.

Reason:

Plastic stoppers for adjustment lever forward/backward too low.

Solution:


Replace stoppers to new, higher model.
No p/n change.






Issue: 2:nd Row outer seat, 7 seater

Gap closer can get stuck and damaged when back rest is folded back.
To avoid on current cars: Always start from normal position when seat are supposed to be flat folded. (Do not start from easy entry position.)



Solution step 1 Current Gap closer will be redesigned.



Solution step 2 New concept under development.