



SI M36 01 15
Wheel and Tires

August 2017
Technical Service

CHECK CONTROL MESSAGE: TIRE PRESSURE MONITOR (RDCI) FAILURE

New information provided by this revision is preceded by this symbol  .

This Service Information bulletin supersedes SI 36 01 15 dated **February 2016**.

What's New:

- Defect code updated in the Warranty Information section.

MODEL

F54 (Clubman)	F55 (4-Door Hardtop)	F56 (2-Door Hardtop)	Produced from SOP to 1/18/2016
---------------	----------------------	----------------------	--------------------------------

SITUATION

A Check Control Message states Tire Pressure Monitor (RDCi) has failed

CAUSE

Hardware failure in the remote control unit (FBD3 antenna)

PROCEDURE

Perform vehicle test and identify fault codes stored in the Dynamic Stability Control (DSC) unit.

0x48069E RDCi Unable to calibrate wheel detection system

0x4806B8 RDCi No reception, front left wheel electronics

0x4806DA RDCi No reception, front right wheel electronics

0x4806F0 RDCi No reception, rear left wheel electronics

0x4806F4 RDCi No reception, rear right wheel electronics

0x4809EB RDCi No reception, wheel electronics (position unknown)

If one or more of the fault codes listed is entered in the DSC unit, proceed as follows:

- Visually inspect the valve stems for damage. Repair as necessary
- If no problem is found during visual inspection, replace the remote control unit (FBD3) in accordance with the model specific repair instructions REP 61 31 362.
- Check the tire pressures and correct if necessary
- Initialize the RDCi system

The initialization is successful once the wheels have turned green in the RDCi menu of the control display.



If the initialization is not successful, run the vehicle test with ISTA/D and work through the corresponding test module.


PARTS INFORMATION

Part Number	Description	Quantity
Refer to ETK/EPC	Remote Control Unit (FBD3 antenna)	1

WARRANTY INFORMATION

Covered under the terms of the MINI New Passenger Car Limited Warranty or the MINI NEXT Certified Pre-Owned Limited Warranty.

Defect Code:	 6138320200	
Labor Operation:	Labor Allowance:	Description:
00 00 006	Refer to KSD2	Performing vehicle test (with vehicle diagnosis system – checking faults)
Or:		
00 00 556	Refer to KSD2	 Performing vehicle test (with vehicle diagnosis system – checking faults) (Plus work)
And:		
61 21 528	Refer to KSD2	Charging battery
And:		
61 31 863	Refer to KSD	Removing and installing radio remote control unit Replacing radio remote control unit (after vehicle diagnosis)
And:		
36 11 100	4 FRU	Work time to check tire pressures, correct if necessary, perform the initialization test drive.

 If you are using a Main labor code for another repair, use the Plus code labor operation 00 00 556 instead 00 00 006.

Refer to KSD2 for the corresponding flat rate unit (FRU) allowances.

Work time labor operation code 36 11 100 is not considered a Main labor operation. Also, since the work time FRU allowance to be claimed is specified, a separate punch time is not required.

Other Repairs

If performing ISTA diagnostics and related test plans results in other eligible and covered work, claim this work with the applicable defect code and/or labor operations listed in KSD2.

Monday, August 7, 2017

[Copyright ©2017 BMW of North America, Inc.]