



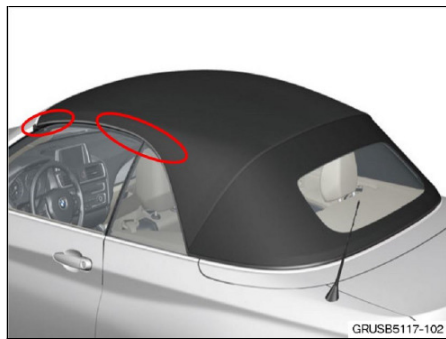
CREAKING NOISE ON SIDE OF CONVERTIBLE TOP NEAR CENTER/FRONT

MODEL

F23 (2 Series Convertible)

SITUATION

While driving on uneven surface, creaking noises are heard from the area near the top of the window or from the top of the A-pillar.



CAUSE


Friction between convertible seal and the windshield or side window.

CORRECTION





Insert stiffeners into convertible top seal.

PROCEDURE

For conditions that are similar to the situation described:



1. Open convertible top to position shown

 <p style="text-align: right; font-size: small;">GRUSB5117-104</p>	<p>2. Place inserts part-way into end of convertible top seal (both front and rear seal), adhesive end last.</p>
 <p style="text-align: right; font-size: small;">GRUSB5117-105</p>	<p>3. Remove covering from adhesive.</p>
 <p style="text-align: right; font-size: small;">GRUSB5117-106</p>	<p>4. Push inserts the rest of the way into the seal as shown (✓)</p> <p> 4. Push inserts the rest of the way into the seal as shown (X)</p> <p>5. Squeeze the ends of the convertible seal to adhere the double-sided tape on the insert to the seal.</p> <p>6. Repeat entire procedure on opposite side of vehicle.</p>

PARTS INFORMATION

Part Number	Description	Quantity
54 34 7 491 159	Insert Kit (each kit contains 2 pcs for one side)	2

WARRANTY INFORMATION

--	--	--

Defect Code:	5431073900	
Labor Operation:	Labor Allowance:	Description:
54 99 000	4 FRU	Install inserts on both sides of convertible top seal (Main work)
Or:		
54 99 000	2 FRU	Install inserts on both sides of convertible top seal (Plus work – Vehicle is already in the workshop)

[Copyright ©2017 BMW of North America, Inc.]