



Service Bulletin

File in Section: -

Bulletin No.: 16-NA-118

Date: December, 2017

TECHNICAL

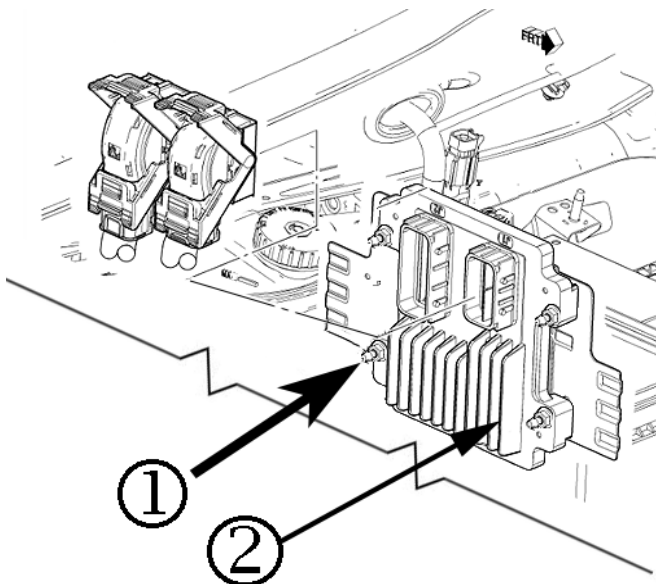
Subject: Engine Wiring Harness Chafing, No Start or Malfunction Indicator Lamp (MIL) ON

Brand:	Model:	Model Year:		VIN:		Engine:	Transmission:
		from	to	from	to		
Chevrolet	Sonic	2013	2017			LUW, LWE, LUV	All
Chevrolet	Spark	2014	2015			LLO	All

Involved Region or Country	North America
Condition	Some customers may comment on various conditions such as; no start, Malfunction Indicator Lamp (MIL) ON, and possible loss of steering assist.
Cause	Technicians may find the engine harness routed too close to the ECM lower mounting bracket stud or the corner of the ECM. The stud or corner can pierce the harness, and chafe and short wires inside the harness.
Additional Options	Equipped with 1.8L L4 LUW, 1.8L L4 LWE, 1.4L LUV or 1.2L LLO engine


Correction

ECM Mounting Bracket Stud (1) and Corner of ECM (2) Contact Area




4571953

Service Procedure



4487345

Inspect the harness for signs of contact or damage.
Reroute or repair as necessary.



4571950

1. Inspect the harness (1 and 2) for signs of contact or damage.
2. Tie strap or tape the harness away from the areas of contact if needed.
3. If harness is contacting the stud, or harness damage is found, unwrap and inspect the wiring in the contact area.
4. Repair the harness wiring as needed. Refer to *Wire-to-Wire Repair* in SI.

Warranty Information

For vehicles repaired under warranty, use:

Labor Operation	Description	Labor Time
5430902	Wire-to-Wire Repair	Use Published Labor Operation Time

Version	6
Modified	July 13, 2016 – Added the 2015 and 2016 Model Years. August 18, 2016 – Added additional cause of rubbing on corner of ECM. August 30, 2016 – Added Engine RPO LUV. February 8, 2017 – Added Chevrolet Spark and Engine LLO. December 8, 2017 - Added 2017 Chevrolet Sonic.

