



File in Section: -

Bulletin No.: 17-NA-364


Date: November, 2017


Service Bulletin

TECHNICAL

Subject: Rattle Noise Originating from Driver Side Rear Seat

Brand:	Model:	Model Year:		VIN:		Engine:	Transmission:
		from	to	from	to		
Buick	Envision	2015	2018			All	All

Involved Region or Country	North America and China
Condition	Some customers may comment on a rattle type noise originating from the driver side rear seat.
Cause	This may be due to the cushion side member touching the frame tube creating a rattle type noise.
Correction	 <p>4894042</p>




4894051

Add felt tape to the frame tube.

Service Procedure

If you encounter a vehicle with the above concern, complete the following steps:



4894044



4894046

1. Cut two 3 inch (7.6 mm) strips of Kent BRS Tape (part number KT - 13295).



4894048

2. Visually inspect the bottom of the seat and install the strips of BRS tape on both ends of the seat bar as illustrated above.

Parts Information

Order BRS Tape from Kent Automotive at 1-888-YES-KENT, or online at www.kent-automotive.com.

Causal Part	Description	Part Number	Material Allowance
N/A*	Kent Automotive BRS Tape	KT - 13295	\$1.00 (U.S.) \$1.50 (Canada)

*For warranty transactions, DO NOT mark this/these parts as the Causal Part. Enter the word "Bulletin" in the Causal Part Description free-flow text field.

Version	1
Modified	Released November 17, 2017

Warranty Information

For vehicles repaired under the Bumper-to-Bumper coverage (Canada Base Warranty coverage), use the following labor operation. Reference the Applicable Warranties section of Investigate Vehicle History (IVH) for coverage information.

Labor Operation	Description	Labor Time
7080498*	Add BRS Tape to Seat Tubes	0.3 hr
*This is a unique Labor Operation for Bulletin use only.		

GM bulletins are intended for use by professional technicians, NOT a "do-it-yourselfer". They are written to inform these technicians of conditions that may occur on some vehicles, or to provide information that could assist in the proper service of a vehicle. Properly trained technicians have the equipment, tools, safety instructions, and know-how to do a job properly and safely. If a condition is described, DO NOT assume that the bulletin applies to your vehicle, or that your vehicle will have that condition. See your GM dealer for information on whether your vehicle may benefit from the information.



WE SUPPORT VOLUNTARY
TECHNICIAN
CERTIFICATION