



Service Bulletin

File in Section: -

Bulletin No.: 17-NA-007

Date: November, 2017

TECHNICAL

Subject: Rattle Noise from Engine Area, Turbocharger Wastegate Actuator Arm Lash Adjustment

Attention: If replacing the turbocharger for repairs or replacement, a new spring washer will need to be installed.

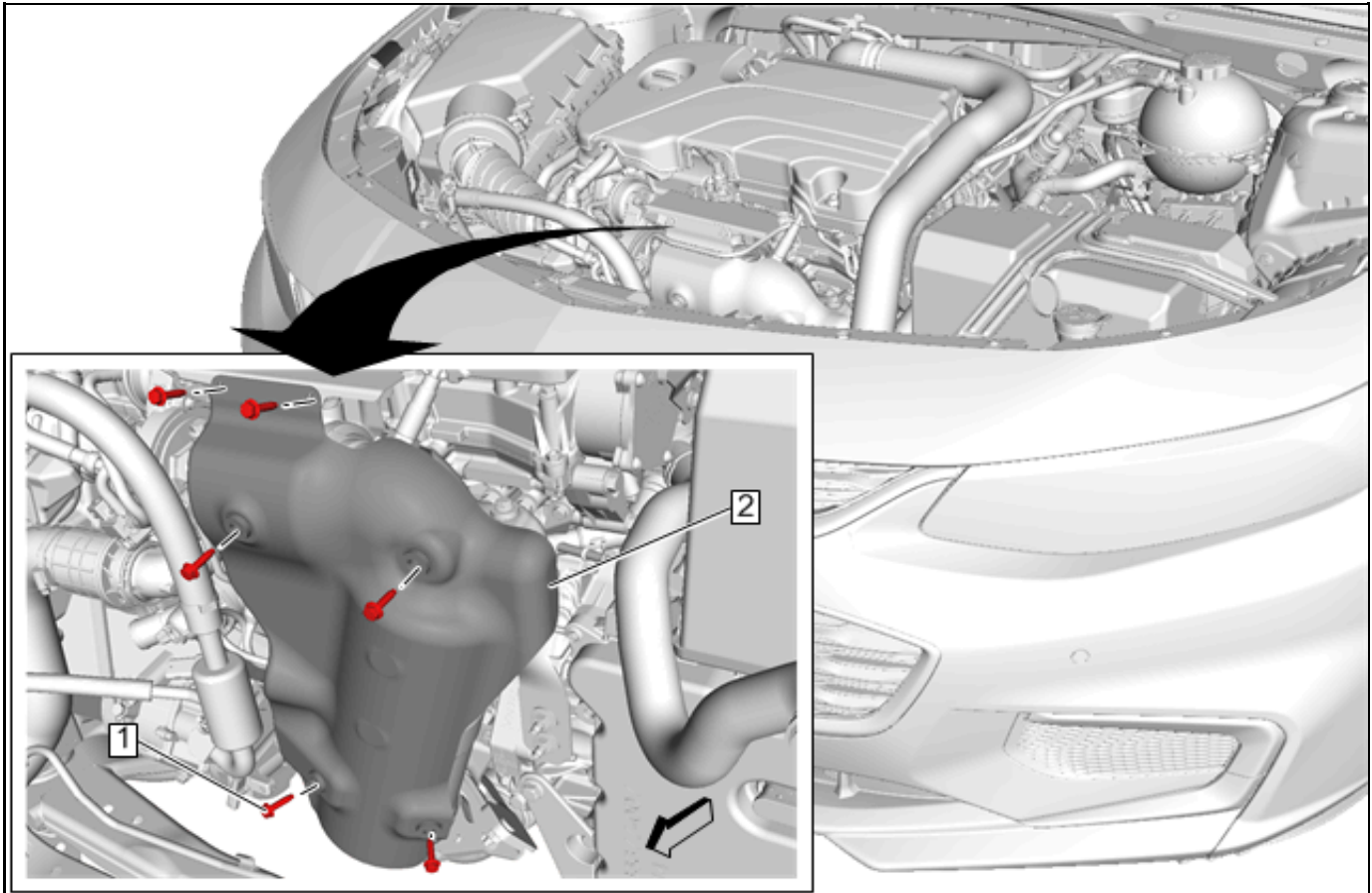
Brand:	Model:	Model Year:		VIN:		Engine:	Transmission:
		from	to	from	to		
Chevrolet	Malibu (VIN Z)	2016	2016			1.5L (LFV)	
	Malibu						
	Malibu (RPO 116 Korea Only)	2017	2018				

Involved Region or Country	North America, Israel, China, Korea
Condition	Some customers may comment that there is a rattle noise from the engine area.
Cause	This condition may be caused by the turbocharger wastegate actuator rod. The technician may find the turbocharger wastegate actuator arm has excessive lash when repair or replacing the turbocharger.

Correction

If the condition has been validated to be coming from a turbocharger wastegate actuator arm, a spring washer must be installed.

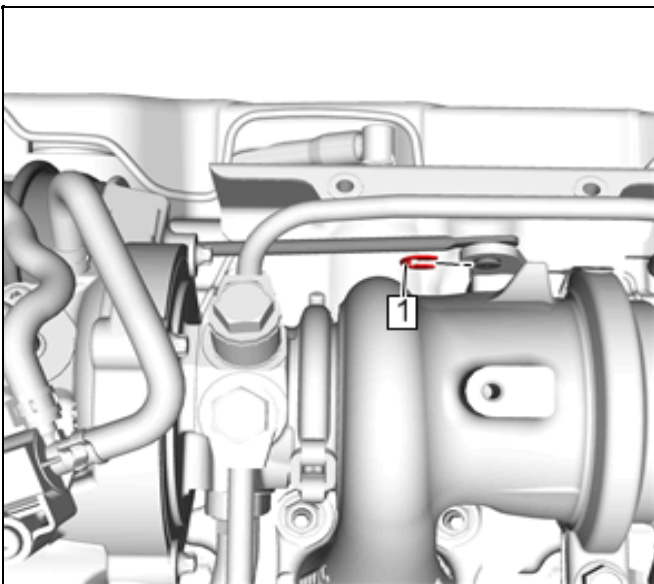
Service Procedure



4230210


1. Remove the bolts (1) that secure the turbocharger heat shield (2) to the engine.

Note: Slight force may be needed to compress the turbocharger wastegate actuator rod spring at the wastegate actuator arm enough to install the actuator arm retainer. Be sure to provide only enough force, as needed, to slide the retainer into the slot. Too much force can result in crushing or deforming the spring.



4233559

2. Remove the actuator arm retainer (1) that secures the wastegate actuator rod to the wastegate valve and discard.



4665892

3. Install the wastegate actuator rod spring (4) with widest side facing down towards the wastegate valve arm (2), and tapered side facing up towards the actuator rod (1).
4. Install a new actuator arm retainer (3).

Parts Information

Description	Part Number	Qty
RETAINER, TURBO WASTEGATE ACTR ARM	12669118	1
SPRING, TURBO WASTEGATE ACTR ROD	12682785	1

Warranty Information

For vehicles repaired under the Powertrain coverage, use the following labor operation. Reference the Applicable Warranties section of Investigate Vehicle History (IVH) for coverage information.

Labor Operation	Description	Labor Time
4081478*	Install Anti Rattle Spring Washer for Loose Wastegate Actuator Arm	0.3 hr
*This is a unique Labor Operation for Bulletin use only.		

Version	2
Modified	November 15, 2017 – Added the 2018 Model Year and changed the Warranty statement.

