



UPDATE! RECALL CAMPAIGN 17E-A04: REPLACE EMISSIONS LABEL

New information provided by this revision is preceded by this symbol **UPDATE!**.

Please perform the procedure outlined in this Service Information on all affected vehicles before customer delivery. In the event the customer has already taken delivery of the vehicle, please perform the procedure the next time the vehicle is in the shop.

This Service Information bulletin replaces SI B71 03 17 dated **September 2017**.

What's New:

- Recall Campaign Code added

MODEL

F15 (X5)	F16 (X6)
----------	----------

Produced between August 6, 2017 and August 24, 2017

AFFECTED VEHICLES

This Service Action involves F15 and F16 Series vehicles produced between August 6, 2017 and August 24, 2017

Affected vehicles show as "Open" when checked either in AIR, the "Service Menu" of DCSnet (Dealer Communication System) or with the Key Reader.

Customer notification letters were sent out November 2017 informing the customer to come in and have the campaign completed.

SITUATION

Vehicles are non-compliant with emissions regulations (incorrectly labelled).

CAUSE

Incorrect label was installed in vehicle.

CORRECTION


Replace current label with correct version.

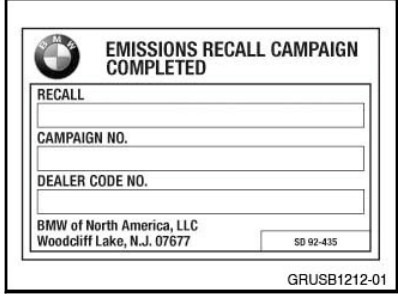
PROCEDURE


For all affected vehicles-

	<ol style="list-style-type: none"> 1. Remove emissions label under engine hood.
--	--

	<p>2. Clean glue residue from surface area with appropriate cleaner.</p>
---	--

	<p>3. Adhere the new label to hood (sample shown in picture on left).</p>
---	---

<p>LABEL INSTRUCTIONS</p> 	<p>After the vehicle has been checked and corrected, obtain a label (SD 92-435) and with the indelible marker provided, legibly print the Recall name, Recall number, and dealer code (5 digits) on the "Emissions Recall Campaign Completed Label" (see illustration). Note: Additional labels can be ordered online at BMW TIS.</p>
---	---

	
---	--

For California centers only: It is required by the California Code of Regulations that an executed orange "Vehicle Emission Recall - Proof of Correction" certificate (SD92-084, see illustration) be provided to each customer (for vehicles registered in the state of California), once the Recall on his or her vehicle has been completed.

PARTS INFORMATION

Part Number	Description	Quantity
71 22 8 596 372	Emission label X5 w/N57T	1

71 22 8 684 846	Emission label X5 w/N20	1
71 22 8 684 847	Emission label X5/X6 w/N55	1
71 22 8 684 848	Emission label X5/X6 w/N63	1

WARRANTY INFORMATION

Reimbursement for this Service Action will be via normal claim entry utilizing the following information:

Defect Code:	0071390200	
---------------------	-------------------	--

Completion “before” vehicle delivery to the customer or the vehicle is already in the workshop

Labor Operation:	Labor Allowance:	Description:
00 65 772	3 FRU	Install new exhaust emission label (includes removing old label and cleaning surface) (Plus work)

Or:

Completion after vehicle delivery to the customer

Labor Operation:	Labor Allowance:	Description:
00 65 181	5 FRU	Install new exhaust emission label (includes removing old label and cleaning surface) (Main work)

Posted: Wednesday, December 13, 2017

ATTACHMENTS

View PDF attachment [B710317 Delivery Stop Legal](#).

[Copyright ©2017 BMW of North America, Inc.]

Please be reminded that it is a violation of Federal law for you to sell, lease or deliver any vehicle covered by this notification until the delivery stop repair has been performed. This means that centers may not legally deliver new motor vehicles to a consumer until it is fixed or use/sell replacement equipment/parts subject to a delivery stop. Note also that substantial civil penalties apply to violations of this law.

Also, you should not sell, lease or deliver any Certified Pre-Owned or used vehicles subject to a delivery stop until the repair is completed.