

Emissions Recall

Code: 26J2



Subject	Catalysts												
Release Date	December 29, 2017												
Affected Vehicles	<p>U.S.A. & CANADA: Certain 2008-2011 MY Audi Vehicles with 4.2L FSI Gasoline Engine</p> <ul style="list-style-type: none"> • 2008 MY Audi A8 • 2008-2011 MY Audi A6 Sedan • 2008-2010 MY Audi S5 Coupe <p><i>Check Campaigns/Actions screen in Elsa on the day of repair to verify that a VIN qualifies for repair under this action. Elsa is the <u>only</u> valid campaign inquiry & verification source.</i></p> <ul style="list-style-type: none"> • Campaign status must show "open." • If Elsa shows other open action(s), inform your customer so that the work can also be completed at the same time the vehicle is in the workshop for this campaign. 												
Problem Description	Over time and mileage and under certain conditions, the factory-installed catalysts may not perform as required by Federal regulations. If the effectiveness of a catalyst is reduced, this may result in an increase in tailpipe emissions and the vehicle could fail to pass an emissions inspection.												
Corrective Action	<p>To ensure that the vehicle continues to meet emissions regulatory requirements, improved catalysts will be installed in affected vehicles.</p> <p>Vehicle Repair Availability:</p> <table border="1"> <thead> <tr> <th>Criteria</th> <th>Model</th> <th>Repair Availability</th> </tr> </thead> <tbody> <tr> <td>8T</td> <td>S5</td> <td>RELEASED</td> </tr> <tr> <td>4E</td> <td>A8</td> <td>NOT RELEASED</td> </tr> <tr> <td>4F</td> <td>A6</td> <td>NOT RELEASED</td> </tr> </tbody> </table>	Criteria	Model	Repair Availability	8T	S5	RELEASED	4E	A8	NOT RELEASED	4F	A6	NOT RELEASED
Criteria	Model	Repair Availability											
8T	S5	RELEASED											
4E	A8	NOT RELEASED											
4F	A6	NOT RELEASED											
Parts Information	Parts will be allocated prior to owner notification. If allocated parts have been used and your dealership is at the weekly Upper Order Limit, please submit the backordered sales document number to upperorderlimits@audi.com to have additional parts released.												
Code Visibility	<p>On or about December 29, 2017, affected vehicles will be listed on the Inventory Vehicle Open Campaign Action report under My Dealership Reports (found on www.accessaudi.com & OMD Web). A list will not be posted for dealers who do not have any affected vehicles.</p> <p>On or about December 29, 2017, this campaign code will show open on affected vehicles in Elsa.</p> <p>On or about December 29, 2017, affected vehicles will be identified with this campaign code in the VIN Lookup tool at www.audiusa.com.</p>												
Owner Notification	Owner notification for S5 vehicles will take place in December 2017, followed by A6/A8 owner notification (anticipated February 2018). Owner letter examples are included in this bulletin for your reference.												

**Emissions Campaigns
Requirements
(CALIFORNIA ONLY)**

The California Air Resources Board and the Department of Motor Vehicles (DMV) require emissions-related campaigns to be completed prior to vehicle registration renewal. When campaign work is done you must provide the owner with a signed "Vehicle Emission Recall – Proof of Correction" certificate (RC EMISCAVWAWU). Order certificates online via the Compliance Label Ordering portal at www.accessaudi.com.

Additional Information

Please alert everyone in your dealership about this action, including Sales, Service, Parts and Accounting personnel. Contact Warranty if you have any questions.

Dealers must ensure that every affected inventory vehicle has this campaign completed before delivery to consumers.

Fill out and affix Campaign Completion Label (CAMP 010 000) after work is complete.
Labels can be ordered at no cost via the Compliance Label Ordering portal at www.accessaudi.com.

Claim Entry Instructions

After campaign has been completed, enter claim as soon as possible to help prevent work from being duplicated elsewhere. Attach the Elsa screen print showing action open on the day of repair to the repair order.

If customer refused campaign work:

- ✓ U.S. dealers: Submit the request through Audi Warranty Online under the Campaigns/Update option.
- ✓ Canada dealers: Fax repair order to Warranty at (905) 428-4811.

Service Number	26J2
Damage Code	0099
Parts Vendor Code	002
Claim Type	Sold vehicle: 7 10 Unsold vehicle: 7 90
Causal Indicator	Mark Catalyst* as causal part
Vehicle Wash/Loaner	Do not claim wash/loaner under this action

Criteria I.D.

8T

Replace catalyts - S5 w/ Automatic Transmission.

Labor operation: 2673 19 99 540 T.U.

Quantity	Part Number	Description
1.00	8K0254252BX	Catalyst* - Right
1.00	8K0254200LX	Catalyst* - Left
2.00	1K0253141N	Exhaust Clamp
2.00	8K0253115A	Gasket - Cat to manifold
2.00	8K0253115K	Gasket - Cat to exhaust
2.00	N 02300313	Nut - Bracket to Cat
2.00	N 10518405	Bolt- Steering Shaft
2.00	N 90666003	O - Ring ATF Line
12.00	N 91130801	Nut - Catalyts
6.00	N 91151101	Subframe Crossbrace Bolts

-OR-

Replace catalyts - S5 w/ Manual Transmission after VIN 8T_8_023117.

Labor operation: 2673 20 99 1200 T.U.

Quantity	Part Number	Description
1.00	8K0254252BX	Catalyst* - Right
1.00	8K0254200LX	Catalyst* - Left
2.00	1K0253141N	Exhaust Clamp
2.00	8K0253115A	Gasket - Cat to manifold
2.00	8K0253115K	Gasket - Cat to exhaust
2.00	N 02300313	Nut - Bracket to Cat
1.00	N 10139201	O-Ring - right coolant pump to flange
1.00	N 10518405	Bolt- Steering Shaft
6.00	N 10719001	Driveshaft Bolts
12.00	N 90441103	Bolt - Axle shaft to transmission
1.00	N 90761102	Nut - gearshift lever to trans
1.00	N 90912501	O-ring - coolant flange to head
4.00	N 91129601	Bolt - Trans to engine
2.00	N 91129901	Bolt - Trans to engine
12.00	N 91130801	Nut - Catalyts
6.00	N 91143202	Bolt - Clutch module to drive plate
2.00	N 91150701	Bolt - Trans to engine
6.00	N 91151101	Subframe Crossbrace Bolts
2.00	N 91153201	Bolt - Trans to engine

-OR-

Continued on next page.

Replace catalyts - S5 w/ Manual Transmission before VIN 8T_8_023117.

Labor operation: 2673 21 99 1250 T.U.

Quantity	Part Number	Description
1.00	8K0254252BX	Catalyst* - Right
1.00	8K0254200LX	Catalyst* - Left
2.00	1K0253141N	Exhaust Clamp
1.00	4E0260749A	A/C line O-ring
1.00	8E0260749C	A/C line O-ring
2.00	8K0253115A	Gasket - Cat to manifold
2.00	8K0253115K	Gasket - Cat to exhaust
2.00	N 02300313	Nut - Bracket to Cat
2.00	N 10106402	Nut - Lower Control Arm
1.00	N 10139201	O-Ring - right coolant pump to flange
2.00	N 10241202	Bolt - Lower control arm
2.00	N 10255501	P/S Line Hose Clamp
2.00	N 10286110	Nut - Upper Guide Link
2.00	N 10425302	Bolt - Upper Guide Link
1.00	N 10518405	Bolt- Steering Shaft
2.00	N 10699901	Bolt - Stabilizer Link
6.00	N 10719001	Driveshaft Bolts
1.00	N 90761102	Nut - gearshift lever to trans
2.00	N 90761102	Bolt - Lock Carrier Brace
1.00	N 90912501	O-ring - coolant flange to head
2.00	N 90986501	Fuel Line Clamps
12.00	N 91130801	Nut - Catalyts
6.00	N 91151101	Subframe Crossbrace Bolts
8.00	WHT005657	Subframe Bolt

Criteria I.D. 4E or 4F

REPAIR NOT YET AVAILABLE.

Customer Letter Example (United States)

<MONTH YEAR>

<CUSTOMER NAME>

<CUSTOMER ADDRESS>

<CUSTOMER CITY STATE ZIPCODE>

This notice applies to your vehicle: <VIN>

**Subject: Emissions Recall 26J2 – Catalysts
Certain 2008-2011 Model Year Audi Vehicles with 4.2L FSI Gasoline Engine**

Dear Audi Owner,

In cooperation with the United States Environmental Protection Agency and the California Air Resources Board, we are informing you of our decision to conduct an emissions recall on certain 2008-2011 model year Audi 4.2L FSI gasoline engine vehicles. Our records show that you are the owner of a vehicle affected by this action.

- What is the issue?** Over time and mileage and under certain conditions, the factory-installed catalysts may not perform as required by Federal regulations. If the effectiveness of a catalyst is reduced, this may result in an increase in tailpipe emissions and the vehicle could fail to pass an emissions inspection.
- What will we do?** To ensure that the vehicle continues to meet emissions regulatory requirements, your authorized Audi dealer will install improved catalysts. This work will take up to two days to complete and will be performed for you free of charge. Please keep in mind that your dealer may need additional time for the preparation of the repair, as well as to accommodate their daily workshop schedule.
- What should you do?** In order to limit any possible inconvenience, please contact your authorized Audi dealer as soon as possible to schedule this service. For your convenience, you can also visit www.audiusa.com and click on the "Find a Dealer" link to locate a dealer near you and schedule this service.
- Lease vehicles and address changes** If you are the lessor and registered owner of the vehicle identified in this action, please forward this letter immediately via first-class mail to the lessee within ten (10) days of receipt. If you have changed your address or sold the vehicle, please fill out the enclosed prepaid Owner Reply card and mail it to us so we can update our records.
- Important information for California Vehicle Owners – California Regulations** California regulations require that this campaign be completed prior to the time you renew your vehicle registration. Therefore, **please make sure that this campaign is completed prior to the renewal of your vehicle registration**, and that you furnish proof of completion to the Department of Motor Vehicles (DMV) in the form of a copy of the dealer's repair order, including a signed "Proof of Correction" certificate. You obtain this from your dealer after the campaign has been completed. Please retain the signed "Proof of Correction Certificate" with your vehicle records. **DO NOT MAIL THIS FORM** to the DMV, unless requested.
- Reimbursement of Expenses** If you have previously paid for repairs relating to the condition described in this letter, the enclosed form explains how to request reimbursement. We would be pleased to review your reimbursement request.
- Can we assist you further?** If your authorized Audi dealer fails or is unable to complete this work free of charge within a reasonable time, please contact Audi Customer Experience at 1-800-253-2834 or via our "Contact Us" page at www.audiusa.com.
- Checking your vehicle for open Recalls and Service Campaigns** To check your vehicle's eligibility for repair under this or any other recall/service campaign, please visit the **Recall/Service Campaign Lookup** tool at www.audiusa.com and enter your Vehicle Identification Number (VIN).

We apologize for any inconvenience this matter may cause; however we are taking this action to help ensure your vehicle continues to meet and exceed your expectations.

Sincerely,

Audi Customer Protection

Customer Letter Example (CANADA) S5 VEHICLES ONLY – DECEMBER 29, 2017 REPAIR DATE

<MONTH YEAR>

<CUSTOMER NAME>

<CUSTOMER ADDRESS>

<CUSTOMER CITY STATE ZIPCODE>

This notice applies to your vehicle: <VIN>

**Subject: Emissions Recall 26J2 – Catalysts
Certain 2008-2011 Model Year Audi Vehicles with 4.2L FSI Gasoline Engine**

Dear Audi Owner,

This notice is sent to you in accordance with the requirements of the *Canadian Environmental Protection Act, 1999*. Audi has determined that a defect, which relates to a prescribed emission standard, exists in certain 2008-2011 model year Audi 4.2L FSI gasoline engine vehicles. Our records show that you are the owner of a vehicle affected by this action.

What is the issue? Over time and mileage and under certain conditions, the factory-installed catalysts may not perform as required by Federal regulations. If the effectiveness of a catalyst is reduced, this may result in an increase in tailpipe emissions and the vehicle could fail to pass an emissions inspection.

What will we do? To ensure that the vehicle continues to meet emissions regulatory requirements, your authorized Audi dealer will install improved catalysts. This work will take up to two days to complete and will be performed for you free of charge. Please keep in mind that your dealer may need additional time for the preparation of the repair, as well as to accommodate their daily workshop schedule.

What should you do? In order to limit any possible inconvenience, please contact your authorized Audi dealer as soon as possible to schedule this service.

On or about December 29, 2017 the necessary repair instructions and parts will be available to your authorized Audi dealer.

Lease vehicles and address changes If you are the lessor and registered owner of the vehicle identified in this action, please forward this letter immediately via first-class mail to the lessee within ten (10) days of receipt. If you have changed your address or sold the vehicle, please fill out the enclosed prepaid Owner Reply card and mail it to us so we can update our records.

Reimbursement of Expenses If you have previously paid for repairs relating to the condition described in this letter, the enclosed form explains how to request reimbursement. We would be pleased to review your reimbursement request.

Can we assist you further? If your authorized Audi dealer fails or is unable to complete this work free of charge within a reasonable time, please contact Audi Customer Relations Monday through Friday from 8AM to 8PM EST at 1-800-822-2834 or via our "Contact Audi Canada" page at www.audi.ca.

We apologize for any inconvenience this matter may cause; however we are taking this action to help ensure your vehicle continues to meet and exceed your expectations.

Sincerely,

Audi Customer Protection

Customer Letter Example (CANADA) A6/A8 VEHICLES ONLY – February 2018 REPAIR DATE

<MONTH YEAR>

<CUSTOMER NAME>

<CUSTOMER ADDRESS>

<CUSTOMER CITY STATE ZIPCODE>

This notice applies to your vehicle: <VIN>

**Subject: Emissions Recall 26J2 – Catalysts
Certain 2008-2011 Model Year Audi Vehicles with 4.2L FSI Gasoline Engine**

Dear Audi Owner,

This notice is sent to you in accordance with the requirements of the *Canadian Environmental Protection Act, 1999*. Audi has determined that a defect, which relates to a prescribed emission standard, exists in certain 2008-2011 model year Audi 4.2L FSI gasoline engine vehicles. Our records show that you are the owner of a vehicle affected by this action.

What is the issue? Over time and mileage and under certain conditions, the factory-installed catalysts may not perform as required by Federal regulations. If the effectiveness of a catalyst is reduced, this may result in an increase in tailpipe emissions and the vehicle could fail to pass an emissions inspection.

What will we do? To ensure that the vehicle continues to meet emissions regulatory requirements, your authorized Audi dealer will install improved catalysts. This work will take up to two days to complete and will be performed for you free of charge. Please keep in mind that your dealer may need additional time for the preparation of the repair, as well as to accommodate their daily workshop schedule.

What should you do? In order to limit any possible inconvenience, please contact your authorized Audi dealer as soon as possible to schedule this service.

In February 2018 the necessary repair instructions and parts will be available to your authorized Audi dealer.

Lease vehicles and address changes If you are the lessor and registered owner of the vehicle identified in this action, please forward this letter immediately via first-class mail to the lessee within ten (10) days of receipt. If you have changed your address or sold the vehicle, please fill out the enclosed prepaid Owner Reply card and mail it to us so we can update our records.

Reimbursement of Expenses If you have previously paid for repairs relating to the condition described in this letter, the enclosed form explains how to request reimbursement. We would be pleased to review your reimbursement request.

Can we assist you further? If your authorized Audi dealer fails or is unable to complete this work free of charge within a reasonable time, please contact Audi Customer Relations Monday through Friday from 8AM to 8PM EST at 1-800-822-2834 or via our "Contact Audi Canada" page at www.audi.ca.

We apologize for any inconvenience this matter may cause; however we are taking this action to help ensure your vehicle continues to meet and exceed your expectations.

Sincerely,

Audi Customer Protection

NOTE

Damages resulting from improper repair or failure to follow these work instructions are the dealer's responsibility and are not eligible for reimbursement under this action.

Vehicle Repair Availability

Criteria	Model	Repair Availability
8T	S5	RELEASED
4E	A8	NOT RELEASED
4F	A6	NOT RELEASED

Required Parts

<u>Model</u>	<u>Quantity</u>	<u>Part Number</u>	<u>Part Description</u>
S5 w/ Automatic Transmission	1	8K0254252BX	Catalyst - Right
	1	8K0254200LX	Catalyst - Left
	2	8K0253115A	Gasket - Cat to manifold
	2	8K0253115K	Gasket - Cat to exhaust
	12	N 91130801	Nut - Catalysts
	2	N 02300313	Nut - Bracket to Cat
	2	1K0253141N	Exhaust Clamp
	6	N 91151101	Subframe Crossbrace Bolts
	2	N 10518405	Bolt- Steering Shaft
	2	N 90666003	O - Ring ATF Line

The repair information in this document is intended for use only by skilled technicians who have the proper tools, equipment and training to correctly and safely maintain your vehicle. These procedures are not intended to be attempted by "do-it-yourselfers," and you should not assume this document applies to your vehicle, or that your vehicle has the condition described. To determine whether this information applies, contact an authorized Audi dealer. ©2017 Audi of America, Inc. and Audi Canada. All Rights Reserved.



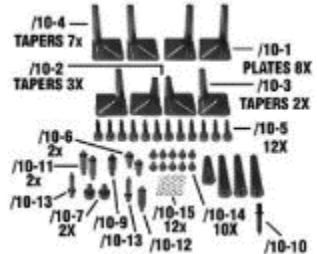




<u>Model</u>	<u>Quantity</u>	<u>Part Number</u>	<u>Part Description</u>
S5 w/ Manual Transmission after VIN 8T_8_023117	1	8K0254252BX	Catalyst - Right
	1	8K0254200LX	Catalyst - Left
	2	8K0253115A	Gasket - Cat to manifold
	2	8K0253115K	Gasket - Cat to exhaust
	12	N 91130801	Nut - Catalyts
	2	N 02300313	Nut - Bracket to Cat
	4	N 91129601	Bolt - Trans to engine
	2	N 91129901	Bolt - Trans to engine
	2	N 91153201	Bolt - Trans to engine
	2	N 91150701	Bolt - Trans to engine
	2	1K0253141N	Exhaust Clamp
	6	N 91151101	Subframe Crossbrace Bolts
	6	N 10719001	Driveshaft Bolts
	1	N 10518405	Bolt- Steering Shaft
	1	N 10139201	O-Ring - right coolant pump to flange
	1	N 90912501	O-ring - coolant flange to head
	1	N 90761102	Nut - gearshift lever to trans
	6	N 91143202	Bolt - Clutch module to drive plate
12	N 90441103	Bolt - Axle shaft to transmission	

<u>Model</u>	<u>Quantity</u>	<u>Part Number</u>	<u>Part Description</u>
S5 w/ Manual Transmission before VIN 8T_8_023117	1	8K0254252BX	Catalyst - Right
	1	8K0254200LX	Catalyst - Left
	2	8K0253115A	Gasket - Cat to manifold
	2	8K0253115K	Gasket - Cat to exhaust
	12	N 91130801	Nut - Catalysts
	2	N 02300313	Nut - Bracket to Cat
	2	1K0253141N	Exhaust Clamp
	6	N 91151101	Subframe Crossbrace Bolts
	6	N 10719001	Driveshaft Bolts
	1	N 10518405	Bolt- Steering Shaft
	1	N 10139201	O-Ring - right coolant pump to flange
	1	N 90912501	O-ring - coolant flange to head
	1	N 90761102	Nut - gearshift lever to trans
	2	N 10255501	P/S Line Hose Clamp
	8	WHT005657	Subframe Bolt
	2	N 90986501	Fuel Line Clamps
	2	N 90761102	Bolt - Lock Carrier Brace
	1	4E0260749A	A/C line O-ring
	1	8E0260749C	A/C line O-ring
	2	N 10106402	Nut - Lower Control Arm
	2	N 10241202	Bolt - Lower control arm
	2	N 10699901	Bolt - Stab Link
	4	N 10425302	Bolt - Upper Guide Link
	4	N 10286110	Nut - Upper Guide Link

The repair information in this document is intended for use only by skilled technicians who have the proper tools, equipment and training to correctly and safely maintain your vehicle. These procedures are not intended to be attempted by "do-it-yourselfers," and you should not assume this document applies to your vehicle, or that your vehicle has the condition described. To determine whether this information applies, contact an authorized Audi dealer. ©2017 Audi of America, Inc. and Audi Canada. All Rights Reserved.

Required Tools

	<p>Engine Bung Set -VAS6122- (or equivalent)</p>		<p>Socket and Jointed Extension - 12mm -T40220- (or equivalent)</p>
	<p>Spring-type Clip Pliers -VAS6930- (or equivalent)</p>		<p>Engine/Gearbox Jack Gearbox Support -T10337-</p>
	<p>Engine/Gearbox Jack Adapter - Wheel Hub Support -T10149-</p>		<p>Torque Wrench 1332 40-200 Nm -VAG1332- (or equivalent)</p>
	<p>Engine Support Bridge -10-222A-</p>		<p>Engine Support Supplement Set -T40093B-</p>
	<p>Tensioning Straps -T10038- (or equivalent)</p>		

	<p>Pry Lever -80-200- (or equivalent)</p>		<p>Torque Wrench 5-50 Nm -VAG1331- (or equivalent)</p>
	<p>Used Oil Collection And Extraction Unit -SMN372500- (or equivalent)</p>	<p>Scissor Lift Table - Audi Set -VAS6131/10-</p>	<p>Scissor Lift Table -VAS6131B-</p>
	<p>Scissor Lift Table - Audi Set -VAS6131/10-</p>	<p>Scissor Lift Table - Q7 Set -VAS6131/13-</p>	<p>Scissor Lift Table - A8 Set -VAS6131/11-</p>
	<p>Scissor Lift Table - Q7 Set -VAS6131/13-</p>	<p>Puller - Gear Shaft Linkage -T40160-</p>	<p>Hose Clip Pliers -VAS6340- (or equivalent)</p>
	<p>Wrench - Front Silencer - 12mm -T40252- (or equivalent)</p>	<p>Robinair A/C Service Unit -ROB134APF-</p>	

The repair information in this document is intended for use only by skilled technicians who have the proper tools, equipment and training to correctly and safely maintain your vehicle. These procedures are not intended to be attempted by "do-it-yourselfers," and you should not assume this document applies to your vehicle, or that your vehicle has the condition described. To determine whether this information applies, contact an authorized Audi dealer. ©2017 Audi of America, Inc. and Audi Canada. All Rights Reserved.

Repair Instruction

Section A - Check for Previous Repair

Applicable criteria ID(s)	Campaign/Action Status
01 ← 2	Open ← 1

EXAMPLE

- Enter the VIN in Elsa and proceed to the “Campaign/Action” screen.

TIP

On the date of repair, print this screen and keep a copy with the repair order.

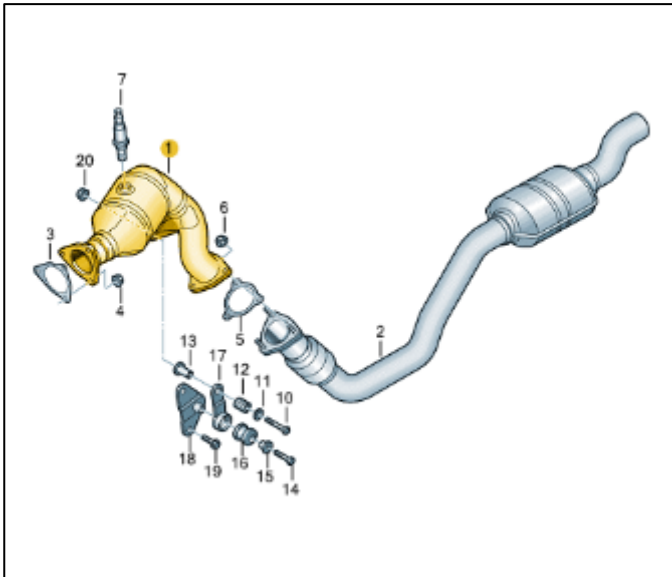
- Confirm the Campaign/Action is open <arrow 1>. If the status is closed, no further work is required.
- Note the Applicable Criteria ID <arrow 2> for use in determining the correct work to be done and corresponding parts associated.

Criteria	Section
8T	B
4E	C
4F	D

Section B – Repair Procedure: S5 (Criteria 8T)

NOTE

- Damages resulting from improper repair or failure to follow these work instructions are the dealer's responsibility and are not eligible for reimbursement under this action.
- This procedure must be read in its entirety prior to performing the repair.
- Due to variations in vehicle equipment and options, the steps/illustrations in this work procedure may not identically match all affected vehicles.
- Diagnosis and repair of pre-existing conditions in the vehicle are not covered under this action.
- S5 with automatic transmission requires to lower the rear of the transmission.
- S5 with manual transmission after VIN 8T_8_023117 requires only transmission removal.
- S5 with manual transmission up to VIN 8T_8_023117 requires engine and transmission removal.



- Refer to the ELSA repair manual for repair instructions for replacing the left and right catalyts: *Repair manual > Engine > 8-Cylinder Direct Injection 4.2L 4V Engine > 26 Exhaust System, Emission Controls > Emissions Control > Catalytic Converter, Removing and Installing.*

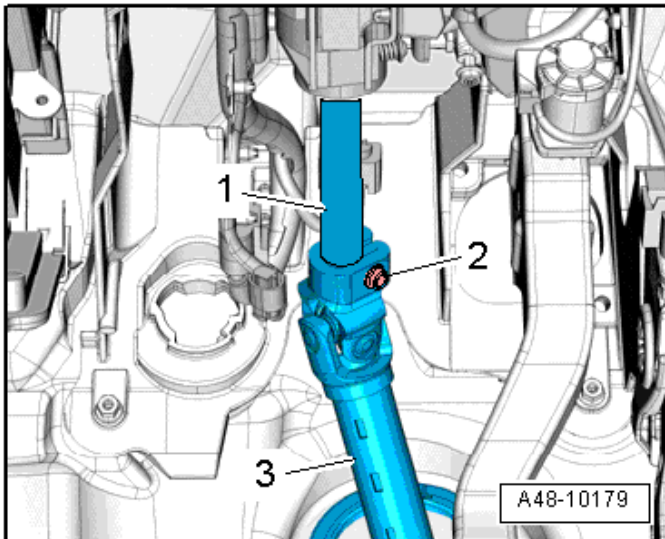
NOTE

All self-locking and torque to yield fasteners must be replaced.

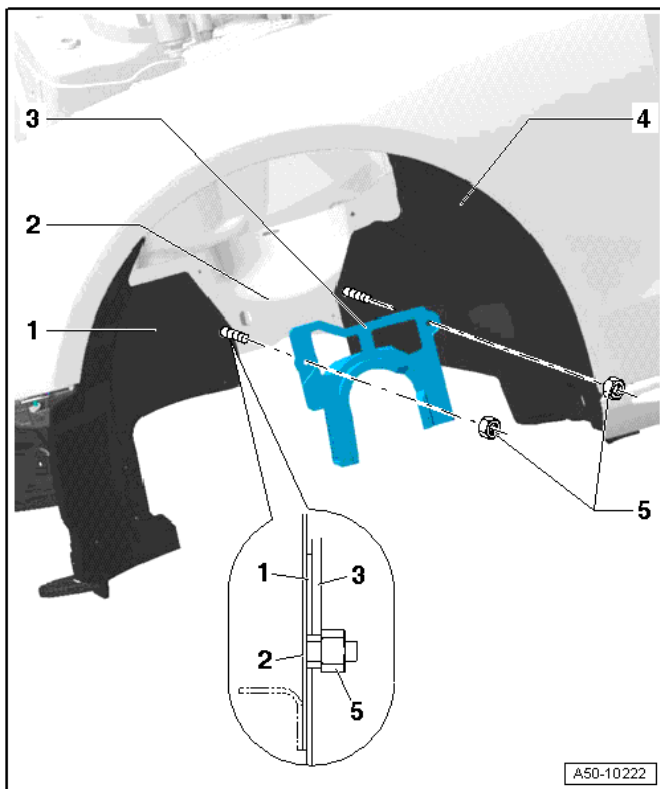
- Refer to the following subsections regarding each repair:
 - Subsection 1 – Repair Notes: S5 with Automatic Transmission
 - Subsection 2 – Repair Notes: S5 with Manual Transmission after VIN 8T_8_023117.

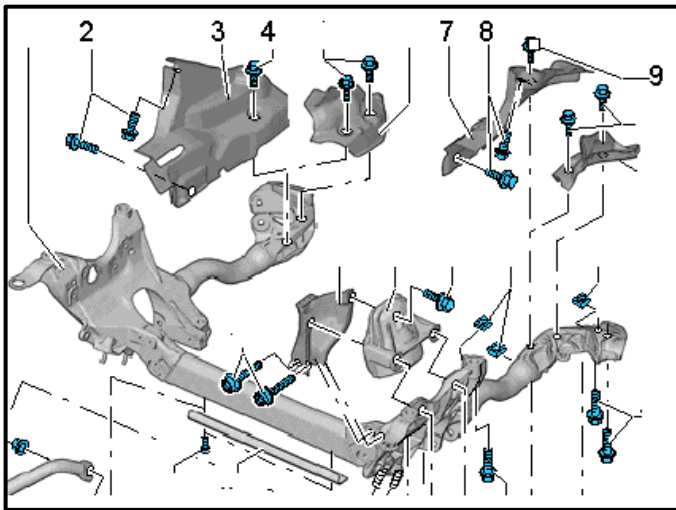
Subsection 1 – Repair Notes: S5 with Automatic Transmission

- The oxygen sensors should be removed prior to raising the vehicle.
- Remove the bolt <2> and remove the steering intermediate shaft <3> from the steering column <1>.
- Doing so will allow the steering shaft more room to move when removing the left catalyst.
- When installing, use a new bolt and torque to 30 Nm + 90°.

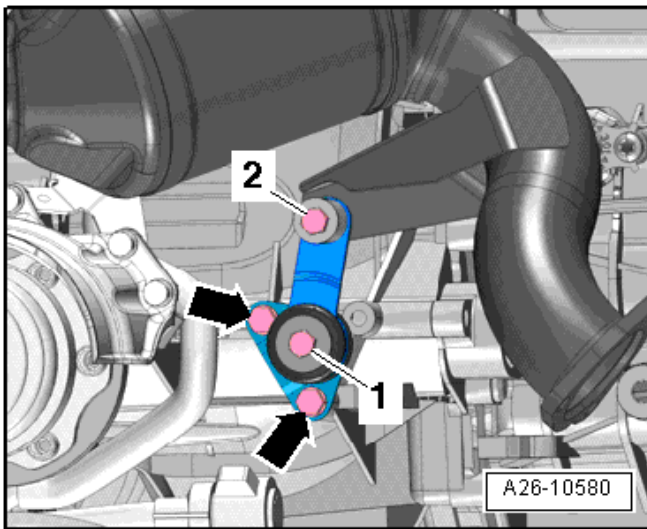


- The left front wheel house liner <4> and driveshaft cover <3> will need to be removed.

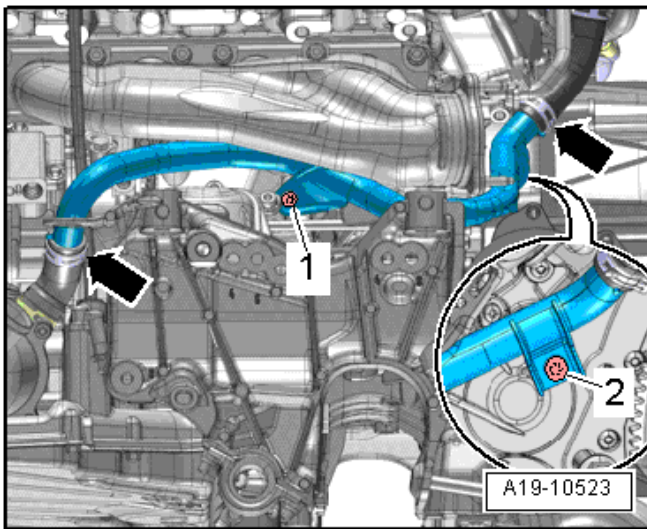




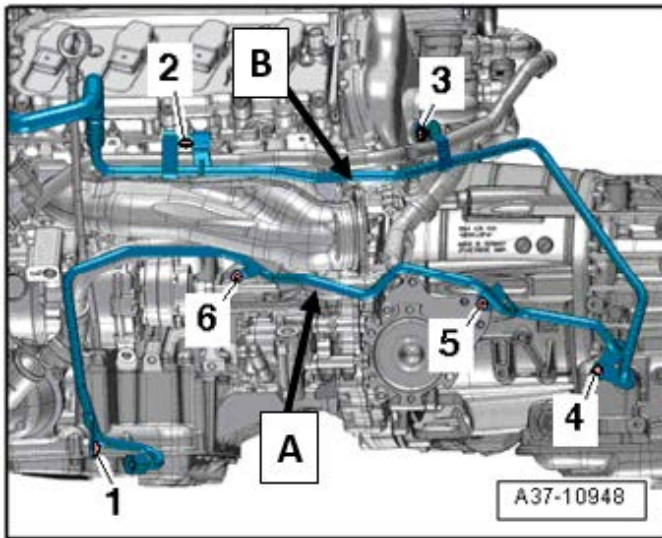
- Subframe heat shields <3> and <7> require removal.
- Torque bolts <2 and 8> to 9 Nm and bolts <4 and 9> to 20 Nm after reinstallation.



- The left catalyst bracket should be removed before loosening the ATF line bolts.



- Removing bolt <2> will allow easier access to the catalyst-to-manifold nuts.
- The coolant line does not require removal.
- Torque bolt <2> to 9 Nm after reinstallation.



- The ATF line <A> has be loosened, but does not need to be removed from the vehicle.
- ATF line does not need to be removed or loosened.
- When reinstalling bolts, start bolt <6> before installing bolts <1, 4 and 5>.

Subsection 2 – Repair Notes: S5 with Manual Transmission after VIN 8T_8_023117

- The oxygen sensors should be removed prior to raising the vehicle.
- The right catalyst can be removed after the transmission is moved back approximately 100mm and lowered approximately 175mm.
- The right coolant pipe needs to be loosened, but does not require complete removal. Therefore, the right exhaust manifold does not require removal.

Section C – Repair Procedure: A8 (Criteria 4E) REPAIR NOT AVAILABLE

Section D – Repair Procedure: A6 (Criteria 4F) REPAIR NOT AVAILABLE

Section E – Campaign Completion Stamp

I certify that this campaign has been performed in strict accordance with the applicable Audi repair procedure.

SAGA Code: _____

Technician: _____

Date: _____

Item#: AUD4927ENG

-OR-

Je certifie que cette campagne de rappel a été exécutée suivant les strictes directives de réparation d'Audi

Code de SAGA: _____

Technicien: _____

Date: _____

Item # AUD4927FRE

- Once the campaign has been completed, the technician should stamp the repair order.
- Stamps are available for ordering through the Compliance Label Ordering Portal.
- **Proceed to Section D.**

Section F - Parts Return/Disposal

Properly store (retain), destroy or dispose of removed parts in accordance with all state/province and local requirements, unless otherwise indicated and/or requested through the Warranty Parts Portal (WPP) for U.S. and the Part Destruction and Core Disposition Report for Canada.

Proceed to Section G (California only).

Section G – California Only Requirements

CALIFORNIA ONLY Requirements for Emissions Campaigns Having Customer Notification

The California Air Resources Board and the Department of Motor Vehicles (DMV) require emissions-related campaigns to be completed prior to vehicle registration renewal. **When campaign work is done you must provide the owner with a signed “Vehicle Emission Recall – Proof of Correction” certificate (RC EMIS_CAL VW).** Certificates can be ordered at no cost online via the Compliance Label Ordering portal at www.accessaudi.com.

TIP

Ensure owners are aware of the importance of retaining the completed certificate for their records. It should be mailed to the California DMV only upon request.