

- ATTENTION:**
- GENERAL MANAGER
 - PARTS MANAGER
 - CLAIMS PERSONNEL
 - SERVICE MANAGER

IMPORTANT - All Service Personnel Should Read and Initial in the boxes provided, right.

© 2017 Subaru of America, Inc. All rights reserved.



QUALITY DRIVEN® SERVICE

SERVICE BULLETIN

APPLICABILITY: 2012-2014MY Impreza 2.0L Models
 2013-2014MY Crosstrek
 2014-2015MY Forester
 2015MY WRX and WRX STI Models

NUMBER: 12-217-17

DATE: 02/16/17

SUBJECT: Front Seat Hinge Cover Trim- Design Change

INTRODUCTION:

This bulletin announces a design change made to the front seat outer hinge cover trim panels. In some cases, when exiting the vehicle, the trim panel may inadvertently get kicked and become dislodged from the seat cushion assembly. The shape of the front portion of the panel has been changed to prevent this condition.

PRODUCTION CHANGE INFORMATION:

The new trim panels were incorporated into production as per the table below:

Vehicle / Model	Starting VIN
Impreza 4-Door	EG026281
Impreza 5-Door and Crosstrek	EG333345
Forester	FG511658
WRX, STI	F9828743

PART INFORMATION:

Description	Part Number	Applicability	Notes:
COVER- HINGE FRONT SEAT OUTER	64115FJ420##	Impreza, Crosstrek,	4-Way Manually Adjustable Seat, R/Hand
	64115FJ430##	Forester, WRX & STI	6-Way Manually Adjustable Seat, L/Hand
	64115FJ450##	WRX, STI	8-Way Power Adjustable Seat, L/Hand
	64115SG140##	Forester	10-Way Power Adjustable Seat, L/Hand

NOTE: When ordering, the ## suffix shown in the part numbers above must be replaced with the proper trim color code. For these parts, **LL** = Gray, **VH** = Black and **WJ** = Tan / Ivory are applicable depending on the vehicle model.

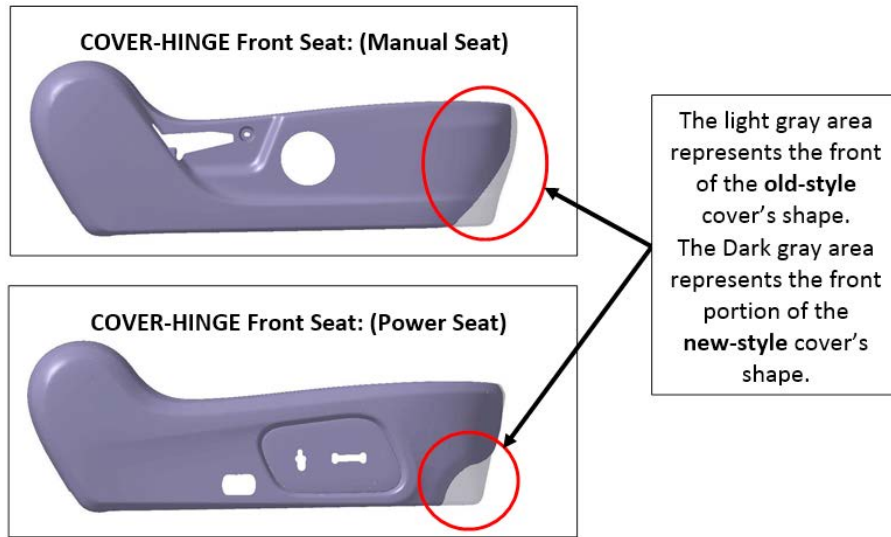
Continued...

CAUTION: VEHICLE SERVICING PERFORMED BY UNTRAINED PERSONS COULD RESULT IN SERIOUS INJURY TO THOSE PERSONS OR TO OTHERS.

Subaru Service Bulletins are intended for use by professional technicians ONLY. They are written to inform those technicians of conditions that may occur in some vehicles, or to provide information that could assist in the proper servicing of the vehicle. Properly trained technicians have the equipment, tools, safety instructions, and know-how to do the job correctly and safely. If a condition is described, DO NOT assume that this Service Bulletin applies to your vehicle, or that your vehicle will have that condition.

SUBARU OF AMERICA, INC. IS ISO 14001 COMPLIANT

ISO 14001 is the international standard for excellence in Environmental Management Systems. Please recycle or dispose of automotive products in a manner that is friendly to our environment and in accordance with all local, state and federal laws and regulations.

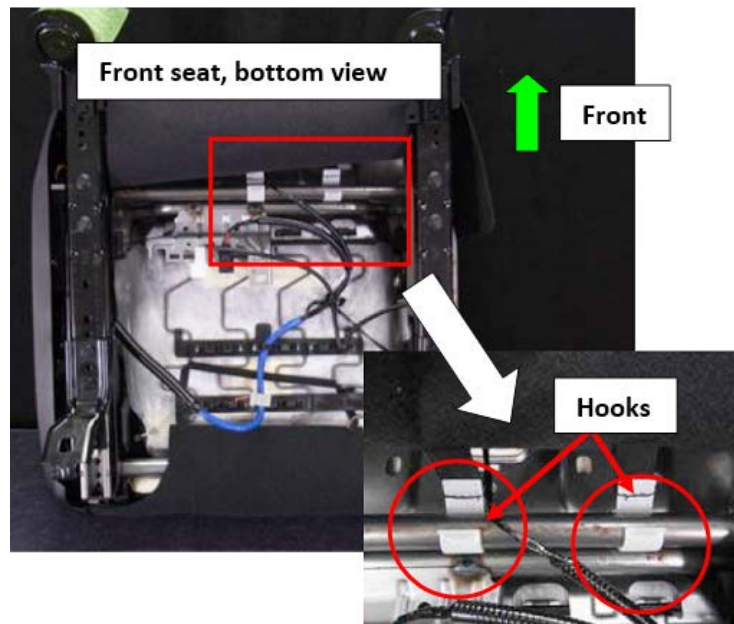


SERVICE PROCEDURE / INFORMATION:

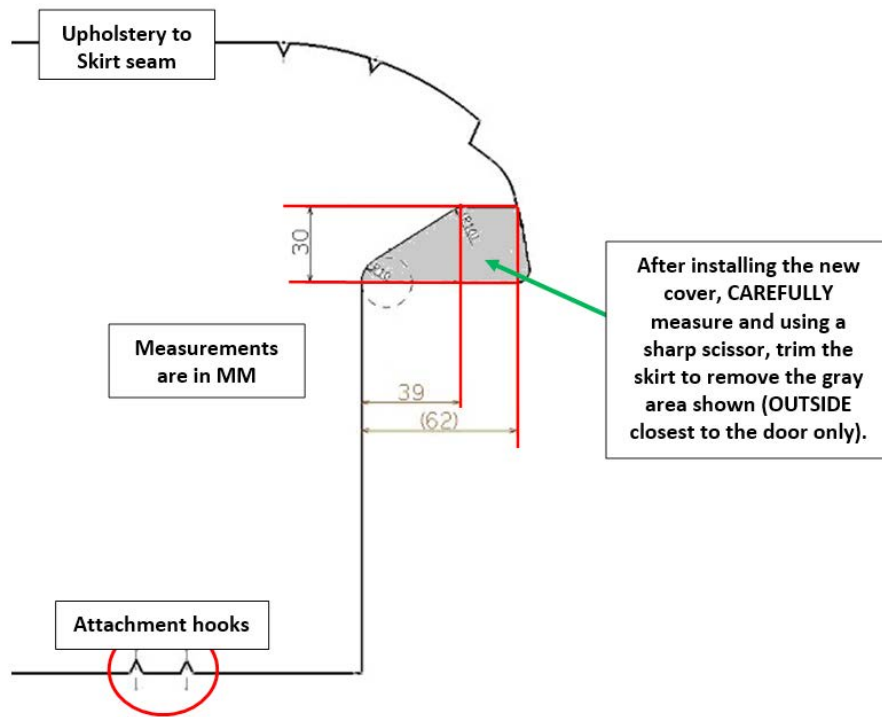
When replacing the seat hinge cover, follow the procedure in the applicable Service Manual. Always take the proper precautions to protect related trim pieces and lever covers from damage during their removal.

IMPORTANT: The customer should be made aware that the replacement trim cover has a slightly different appearance than the original part. Because of this change, models equipped with power seat(s) will need the skirt material on the front of the seat below the seat upholstery trimmed slightly for proper fit and appearance.

- Release the plastic retaining hooks from the seat frame rail then trim the skirt as shown in the illustration.



Continued...



- Refit the skirt into position and secure it by clipping the retaining hooks back onto the seat frame rail. Confirm proper fit of the skirt around the seat track and the front of the new hinge cover. If necessary, repeat the trimming procedure until proper fit is achieved.

WARRANTY / CLAIM INFORMATION:

For vehicles within the Basic New Car Limited Warranty period, this repair may be submitted using the following claim information:

Labor Description	Labor Operation #	Labor Time	Fail Code
ONE FRONT SEAT HINGE COVER R&R	A913-873	0.3	YCD-48
BOTH FRONT SEAT HINGE COVERS R&R	A913-874	0.4	

IMPORTANT REMINDERS:

- SOA strongly discourages the printing and/or local storage of service information as previously released information and electronic publications may be updated at any time.
- Always check for any open recalls or campaigns anytime a vehicle is in for servicing.
- Always refer to STIS for the latest service information before performing any repairs.