



Countries:	AUSTRALIA, BRAZIL, CANADA, UNITED STATES, MEXICO, PUERTO RICO, NEW ZEALAND	Document ID:	IK2700065
Availability:	ISIS, NotSIR	Revision:	235
Major System:	EZ-TECH SUPPORT	Created:	12/10/2012
Current Language:	English	Last Modified:	10/30/2017
Other Languages:	Español , Français	Author:	Fausto Coloma
Viewed:	191745		

[Less Info](#)

Hide Details

Coding Information

Copy Link 	Copy Relative Link 	Bookmark View My Bookmarks	Add to Favorites 	Print 	Provide Feedback 	Helpful 388	Not Helpful 60
----------------------	-------------------------------	--	-----------------------------	------------------	-----------------------------	---------------------------	------------------------------

Title: EZ-Tech Download Center

Applies To: All EZ-Techs

CHANGE LOG

Dealers: Please refer to the change log text box below for recent changes to this article..

- 10/18/2017 - Added NEW release for Adobe Flash Player v27.0.0.170
- 10/12/2017 - Fixed SR4 dropbox link / Added NEW release for Adobe Flash Player v27.0.0.159
- 10/09/2017 - Revised License Renewal Information for Eaton SR4.x
- 10/03/2017 - Added NEW release for Navistar HeRo (Health Report) Software.
- 09/21/2017 - Fixed Allison DOC link from Table of Contents; also added back IPT 72 hours error removal tool (E12)



DESCRIPTION

The software update process is being done automatically by the "Symantec Altiris Client" on your computer. When the update is too large to be pushed out, a **SPLASH SCREEN** will appear on your computer to let you know that an update is needed also information on how to get the update will be displayed as well.

If the update is considered **CRITICAL**, the splash screen will continue to show up until you perform the update process on your EZ-Tech computer.

If you have not gotten an update needed through the Altiris Agent then you can download the update on demand using the links provided below.

NOTE: Please try to download from link #1 first. If you are having issues downloading from link #1 then try link #2.

NOTE: To properly login into our Navistar Teamsites Portal (Link # 1), please keep in mind the following

For more detail information on how to login into our website....click [HERE](#)

Step 1



Step 2






IMPORTANT NOTES:





- (1) ALL programs shown below will need to be run logged into the "EZTechUser" (Default User Account). You don't need administrator rights to do any installation. All programs will install using our "administrator password". If you changed the administrator password, certain programs won't run.
- (2) ALL NEW **Windows 7/10 EZ-Techs** are up to date and ready to use on the field. Please do NOT update unless you run the EZ-Tech Updates Tool and you are told to do so.

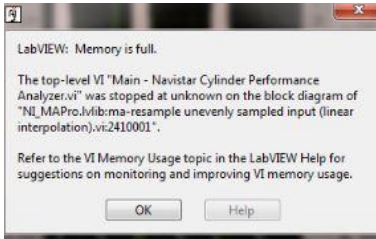

TABLE OF CONTENT (Links)


Engine	Transmission	Brake System	Electrical	Adapter Drivers	Utilities
ServiceMaxx NETS DLC Fleet Tool NavKal PSI PowerLink CPA Software HeRo (Health Report) NEW!! Cummins DESA	Allison DOC ServiceRanger	Bendix ACom Meritor Wabco HPB Programmer	Diamond Logic Builder Midtronics EDITH Webasto Helios	Nexiq USB-Link Dearborn Noregon Cummins INLINE	IsoView Adobe Flash Player Adobe Shockwave Apache OpenOffice Internet Explorer MADE 2010






	Software	Last Updated on	Description	File Name	Link #1	Link #2
A1	EZ-Tech Updates Reporting Tool (New self-update version) Windows 7 or 10 only! 	09/21/2017 NEW!!	Tool	This application will generate a report of what updates are needed on your EZ-Tech computer. New version will generate an HTML report with links to download the required updates. IMPORTANT NOTE: This version will require you to provide a password to uncompressed or extract the file from the zip format. Password is: navistar (all lowercases)	Click Here	Click Here
B1	Bendix ACom version 6.14.2.0 Windows 7 or 10 only!	08/16/2017 NEW!!	Brake System	This program will replace your current version of Bendix ACom software to version 6.14.2.0 Products Supported by this version: Click HERE	Click Here	Click Here

						
B2	<p>Meritor Wabco Toolbox version 12.4.1.0 Windows 7 or 10 only!</p> <div style="text-align: center;">  </div> <p>Important Note: To install updates for the software you will need to launch it as an admin. To do this, download the tool below and run it. This will open the application as an admin and it will allow you to install updates. For example: To update from 12.0 to 12.1.</p> <p>This tool will not update from 11.x to 12.x. Please use the links on the right.</p> <p>Download: HERE</p> <p>AFTERMARKET PROGRAMMING INFORMATION:</p> <p>Aftermarket Programming User's Guide: HERE Aftermarket Programming FAQ: HERE Aftermarket Programming Tool Training Video: HERE</p>	05/23/2017 NEW!!	Brake System	<p>This program will install the NEW Meritor Wabco 12.4 on your computer.</p> <p>Having a valid license for Wabco 11.x do not give you any upgrade rights for Wabco 12.x. A new license will be required.</p> <p>Wabco 11.x is no longer available and no licenses will be provided. Current version is 12.4.</p> <p>IMPORTANT NOTE: The self-installer program needs to perform several operations to install the software including logging off and on from your computer. Please follow the instructions on screen and do NOT interrupt the installation process. Wait until the completion notice.</p> <p>WARNING: Dealer's responsible to keep a record of the computer name & serial key provided when the software was activated. If the computer is reimaged, having this information will facilitate the reactivation process of the license.</p>	Click Here	Click Here
B4	<p>Wabco Download Error Fix Windows 7 or 10 only!</p>	08/21/2013	Brake System	<p>This program will help you to fix the "Download Error" message while trying to download the programming file from Service Portal (ISIS). More information can be found on IK0400114. This application will work for both versions 10.3 and 11.0.</p>	Click Here	
B5A	<p>HPB Programmer v3.20 Windows 7 or 10 only!</p>	10/13/2013	Brake System	<p>This program is needed to program HEBF0001.</p>	Click Here	
B5B	<p>HPB Programmer v3.31 Windows 7 or 10 only!</p>	09/05/2014	Brake System	<p>This program is needed only if programming HEAB0004 or workhorse programming.</p>	Click Here	
E1	<p>Navistar Engine Diagnostics (NED) Release: v3.79 Windows 7 or 10 only!</p>	10/30/2017 NEW!	Engine	<p>Navistar will be discontinuing sales and future development of ServiceMaxx™ J1939 (Pro and Lite).</p> <p>With the sunset of ServiceMaxx J1939, Navistar Engine Diagnostics (NED) will be the direct replacement and will cover all J1939 MaxxForce® and Navistar® engine diagnostics.</p>	Click Here	Click Here

	 <p>NAVISTAR NED</p> <p>Important Note: If you are using DLB and NavKal on your supported EZ-Tech computer, you should have a license for NED already on it.</p>					
E2	<p>DLC Fleet Tool expires 12/15/17 Windows 7 only!</p>	11/01/2016	Engine	<p>This program will install on your computer's desktop the DLC Fleet Tool. This tool will NOT work on engines 2010 emission complaint as explained on IK2600074. On those cases you will need Servicemaxx. Nothing was changed from the previous release, only the expiration date.</p>	Click Here	
E3	<p>NETS 5.5.1 & dlcGET v2.07</p>  <p>International NETS Version 5.5.1</p> <p>Windows 7 or 10 only!</p>	06/16/2016	Engine	<p>OFFICIAL RELEASE: This program will update your current version of NETS and also will update your version of dlcGET to 2.07</p>	Click Here	
E4	<p>NavKal Software release v45.45 Windows 7 or 10 only!</p> 	08/01/2017 NEW!	Engine	<p>OFFICIAL RELEASE: This program will install the NEW NavKal v45.42 software on your EZ-Tech. For more information, please click on the appropriate link: (1) IK2600213: How to install NavKal (2) Quick Reference Guide</p> <p>Important Note: Please make sure your computer is connected to the internet while installing the software.</p>	Click Here	Click Here
E4A	<p>NavKal Software release v45.45 With ALL calibration files included on a single file! Windows 7 or 10 only!</p> 	08/01/2017 NEW!	Engine	<p>Normally after the installation of NavKal software using E4, the software will download the engine calibration files from our server. If your internet connection is too slow, you have the option to download this package once and install it on all EZ-Techs at your shop. This is NOT a different version from the one above (E4).</p> <p>Please be advised the size of the downloadable package is 800MB.</p> <p>If you want to install this program on several</p>	Click Here	Click Here

				computers, please download it once and copy it onto a thumb drive.		
E5	dlcGET v2.07 Update Windows 7 or 10 only!	08/25/2015	Engine	This little program will upgrade your current version of dlcGET to 2.07 (Needed for Nexiq USB-Link 2)	Click Here	
E7	dlcGET Version Viewer Windows 7 or 10 only!	06/16/2014	Engine	This application will allow you to know what version of dlcGet you have on your computer.	Click Here	
E8	CPA Registration Reset Software Windows 7 or 10 only!	12/17/2012	Engine	This little program will delete the current registration of the CPA software. The next time you open the CPA application, you will need to fill in the Dealer information again. Make sure you do this or you will have problems getting WAC codes.	Click Here	
E9	CPA Removal Tool Windows 7 or 10 only!	07/01/2014	Engine	This application will remove completely all versions of the CPA software from your computer. After running this tool you will need to install the FULL version of the CPA software using the link on E11B.	Click Here	
E10	CPA Memory Full or Not enough memory error. Hotfix available! Windows 7 only!	03/22/2017 NEW!!	HotFix	 	<p>This application will change the amount of memory available for the LabView process to prevent this error from happening on your EZ-Tech running Windows 7 32bit OS.</p> <p>Just unzip the file, run it and wait for the completion message.</p>	Click Here
E11A	Cylinder Performance Analyzer Software (CPA) v8.8.21.1 UPGRADE Installation Windows 7 or 10 only!	05/23/2017	Engine	For more information on how to install this software please check: a) Installation Instructions (PDF): Here b) IKnow article IK2700062 . c) If you don't know what version of CPA you have on your computer...		

					Please run the following tool: Here Note: You will find the download links on the Installation Instructions document provided on (a)		
E11B	Cylinder Performance Analyzer Software (CPA) v8.8.21.1 FULL Installation Windows 7 or 10 only!		05/23/2017	Engine	This FULL installation package is needed only if you are running older versions of the software: 2.x.x.x or 3.x.x.x otherwise please use the UPGRADE package for a faster installation. For more information on how to install this software please check: a) Installation Instructions (PDF): Here b) IKnow article IK2700062 . c) If you don't know what version of CPA you have on your computer... Please run the following tool: Here Note: You will find the download links on the Installation Instructions document provided on (a)		
E12	IPT Software Fix (72 hours error) Windows 7 only!		12/18/2012	Engine	This program will remove the 72 hours LockUp error message while trying to run the IPT test on a vehicle.	Click Here	
E15J	ServiceMaxx J1708 v43.26.201512041513 Windows 7 or 10 only!		12/10/2015	Engine	This package will install the NEW ServiceMaxx J1708	Click Here	Click Here
E15M	ServiceMaxx MWM v39.MWM.31.201405230905 (Only for MWM Engines Euro III and Euro IV) Windows 7 and 10 only!		10/05/2015	Engine	This package will install the MWM version of ServiceMaxx software on your EZ-tech.	Click Here	Click Here

				<p>Warning: The software will not work with Nexiq USB-Link 2. Please use the Nexiq USB-Link 1 instead:</p> 		
<p>E16</p>	<p>HeRo (Health Report) Software Windows 7 or 10 only!</p>  <p>Chassis and Engine Health Report Software</p>  <p>2017 Navistar, Inc. All rights reserved</p>	<p>10/03/2017 NEW!!</p>	<p>Health Reports</p>	<p>This package will install the new Navistar HeRo (Health Report) Software on your supported EZ-Tech® computer. It will also attempt to download the license on your computer if your network has access to our licensing server.</p> <p>The new HeRO (Health Report) Software will NOT work with Movimento (Nav-Link/Nav-COM) or IC4 Adapters.</p> <p>IMPORTANT NOTE: The software requires a valid license to work as other Navistar applications like DLB, NED and NavKal.</p> <p>If you open the HeRo Software and you are asked for a license, please download and then execute the following program:</p> <p>Click Here</p> <p>For additional help, please open a case file with the EZ-Tech Support Group.</p>	<p>Click Here</p>	<p>Click Here</p>
<p>E17</p>	<p>Navistar EZ-Tech® Launcher v4.3.0.11 Windows 7 or 10 only!</p>  <p>Software Sunset: 12/04/2017</p>	<p>08/18/2017</p>	<p>Health Reports</p>	<p>This package will install the Navistar Launcher software ONLY on your supported EZ-Tech computer.</p> <p>The Navistar Launcher "Health Report" feature will NOT work with Movimento or IC4 adapters.</p> <p>IMPORTANT NOTE: For more information about this release please review IK2700079.</p>	<p>Click Here</p>	<p>Click Here</p>
<p>E17A</p>	<p>All-Makes Diagnostics (eTechnician™) and Service Information (TruckSeries) for the EZ-Tech® computer ONLY.</p> <p>Current release: 1.3.6436.25002</p> <p>Windows 7 or 10 only!</p>	<p>08/22/2017 NEW!!</p>		<p>After installation, eTechnician must be licensed before it can be used. This will require you to claim your license key.</p> <p>To claim your location's license key (one per location), you must be a Manager, Director, or V.P.</p>	<p>Click Here</p>	<p>Click Here</p>



IMPORTANT: All technical support for eTechnician and TruckSeries will be managed by Nexiq and Mitchel1 respectively.

for your dealership as defined in the Employee Registration System.

Click the link below to authenticate your User ID and claim your license key:

[Here](#)

After you claim your key, the database will be updated with your User ID, date and time stamps. Each key can be used to install eTechnician on up to five EZ-Tech computers at the same physical location.

The dealer's account will be debited through the Revision Service program even if the license keys are not claimed.

If you experience issues with activating eTechnician, please start a Service Tool case file using the link below:

[Here](#)

Please do not create an EZ-Tech case file.

WARNING: Dealer's responsible to keep a record of the computer name & serial key provided when the software was activated. If the computer is reimaged, having this information will facilitate the reactivation process of the license.

E18

EZ-Tech Navistar Launcher **Removal Tool**
Windows 7 or 10 only!



03/13/2015

GUI Replacement

This package will REMOVE the Navistar Launcher application and the registration information from your computer.

IMPORTANT NOTES: Please use this package only when you cannot use the Navistar Launcher due to a .NET error. After using this tool, you will need to install the application again using the links on E17.

Click [Here](#)

E19

Diamond Logic Builder

Diamond Logic Builder
Version: 15584 Database: 260 (Latest available!)
Windows 7 or 10 only!




05/23/2017




Body Builder

This package will install the NEW version of DLB software on your EZ-Tech. The new DLB version does not rely on Java Web Start when launched. It includes an embedded version, so say good bye to the "Unable to Launch" error message. To install this package just double click the executable and wait for the completion message.





Click [Here](#)



Click [Here](#)

			<p>IMPORTANT NOTE: This new version of DLB supports Java 7. However, other software still requires the use of Java 6u27. Please do not update the version of Java from your computer at this time.</p>		
<p>E20</p>	<p>Cummins DESA (Dynamic Engine System Analysis) Version: 1.7.0 Windows 7 or 10 only!</p> 	<p>10/24/2016</p>	<p>Engine</p> <p>This program will install the software DESA by Cummins on your EZ-Tech computer.</p> <p>Please install the software if requested by Cummins Tech Service to diagnose the Aftertreatment System.</p> <p>IMPORTANT NOTE: The DESA application requires a valid license to work. The license is available directly from Cummins. Open the application and click on "Help" for additional information on how to request a new or replacement license.</p> <p>If you already have DESA 1.5.0, please run the UPGRADE installation package. This is 12MB in size only.</p> <p>Upgrade from 1.5.0 to 1.7.0: Here</p>	<p>Click Here</p>	
<p>E21</p>	<p>PSI 8.8L Propane Engine Power Link Software release 1.2 (Essential Software for IC Bus Dealers) Windows 7 or 10 only!</p> 	<p>06/22/2016</p>	<p>Engine</p> <p>The software is needed to diagnose vehicles equipped with the PSI 8.8L propane engine.</p> <p>Essential Software for IC Bus Dealers: Every IC Bus Dealer will be able to claim ONLY one Serial Number to activate the software online. ONLY a Manager, Director or VP from the Dealership can claim the Serial Number from the Service Portal website. More Serial Numbers are available for sale on the Tools Catalog Online.</p> <p>To install this program, please do the following: (1) Download and save the installer from one of the two links offered; (2) Run the installer from the EZTechUser account and wait for the completion message. (3) The first time you open the software on your computer you will be told to register online. To do this, you will need to have 1 piece of information: (a) License Key</p>	<p>Click Here</p>	<p>Click Here</p>






				<p>The web link to claim the Order Number and the Serial Number is HERE</p> <p>WARNING: Dealer's responsible to keep a record of the computer name & serial key provided when the software was activated. If the computer is reimaged, having this information will facilitate the reactivation process of the license.</p>		
E22	<p>International Helios 500K Windows 7 or 10 only!</p>	09/26/2016	Engine	<p>This program will install the NEW Helios 500K compatible on your computer. This version will not replace the old 250K software from your computer.</p>	Click Here	Click Here
E23	<p>Quality Level Sensor Calibration (QLS) Software version: 2.8.0 Windows 7 or 10 only!</p> <p>Campaigns: AFC 16904 / AFC 16905 Some vehicles equipped with 2016 year Cummins engines.</p> 	03/22/2017	Engine	<p>This software is for the EZ-Tech computer only. Please read the campaign documentation before you actually try to perform the calibration procedure since you will need special tools.</p> <p>Important Note: Version 2.5 and up will work with the G1 Panasonic Tablet.</p>	Click Here	Click Here
V2	<p>Nexiq USB-Link drivers 9.6.0.2 Windows 7 or 10 only!</p> 	12/15/2016	Vehicle Adapter	<p>This program will update your drivers for the Nexiq USB-Link 1 vehicle adapter.</p>	Click Here	Click Here
V2-1	<p>Nexiq USB-Link 2 drivers 2.6.0.2 Windows 7 or 10 only!</p> 	06/05/2017 NEW!!	Vehicle Adapter	<p>This program will install the drivers for the NEW Nexiq USB-Link 2 adapter.</p> <p>Please be advised that the Nexiq USB-Link 2 is NOT compatible with Automatic Upgrade at this time.</p> <p>IMPORTANT NOTES: (1) These drivers are needed only if you have the USB-Link 2 adapter (See Picture) (2) The same computer can use either adapter. These drivers will not remove the drivers for the USB-Link 1 adapter.</p>	Click Here	Click Here
V3	<p>Dearborn DPA4+ version 6.05 (CD version) Windows 7 only!</p>	09/23/2013	Vehicle Adapter	<p>Dearborn Legacy DPA 4+ Installation CD (DG121032)</p>	Click Here	Click Here

						
V4	Dearborn DPA5 USB Windows 7 only!	05/23/2016	Vehicle Adapter	Dearborn DPA 5 USB version 2.03	Click Here	Click Here
V5	Noregon DLA+ 2.0 and DLA+ Wireless 2.0 Drivers  Windows 7 or 10 only!	05/01/2016		Noregon DLA+ 2.0 Newest Adapters: 4.0.6284.2	DLA+ 2.0: Click Here DLA+ 2.0 Wireless: Click Here	Click Here Click Here
V5a	Noregon  DLA+ Adapter Windows 7 or 10 only!	05/01/2016	Vehicle Adapter	Noregon JPRO DLA+ Installer version 4.0.6284.2	Click Here	Click Here
V5b	Noregon  DLA+ PLC Adapter Windows 7 or 10 only!	05/01/2016	Vehicle Adapter	Noregon JPRO DLA Plus PLC Installer version 4.0.6284.2	Click Here	Click Here
V5c	Noregon  DLA+ Wireless Adapter Windows 7 or 10 only!	05/01/2016	Vehicle Adapter	Noregon JPRO DLA Plus Wireless Installer version 4.0.6284.2	Click Here	Click Here
V6	Cummins INLINE 5 driver 5.6.5.4	08/07/2013	Vehicle Adapter	This program will install the latest drivers 5.6.5.4 for the Cummins INLINE 5 adapter on your computer.	Click Here	

						
	Windows 7 only!					
V7	Cummins INLINE 6 driver 6.9.0.0  Windows 7 or 10 only!	05/01/2017	Vehicle Adapter	Please use Cummins Update Manager to get the latest version of INLINE 6 drivers. Important Note: If you are experiencing a Runtime 13 error while running NETS. Please download and execute the installer below for INLINE 6 v6.8.1.0. This will fix the issue on your computer. Download links: DropBox: HERE Teamsites: HERE		
V8	Cummins INLINE 7 driver 2.3.0.0  Windows 7 or 10 only!	10/24/2016	Vehicle Adapter	This application will install the latest INLINE 7 drivers on your EZ-Tech. Important Note: This device hasn't been validated yet for programming International ECMs using NavKal. It will not work with NETS or Automatic Upgrade since the software will be retired soon.	Click Here	Click Here
T1	Allison DOC Launcher Windows 7 or 10 only!	06/13/2013	Transmission	This application will launch the Allison DOC program as an administrator so you will be able to install the updates by yourself.	Click Here	
T4	Allison DOC Premium 17.0 Installer (689MB download) Windows 7 or 10 only! 	03/15/2017	Transmission	This program will install the NEW Allison DOC Premium version 17 on your EZ-Tech. IMPORTANT INFORMATION - PLEASE READ CAREFULLY Having a valid license for Allison DOC 10+, 11+, 12+ , 13+ or 14+ does not provide you with upgrade rights for Allison DOC 17.0. A new license will be required (Upgrade License).	Click Here	
T6	Allison DOC Software Remover (All versions)	04/02/2015	Transmission	This program will remove Allison DOC ALL versions	Click Here	

	 Windows 7 or 10 only!			from your EZ-Tech. It will NOT remove the Allison DOC Advanced Help application.		
T7	EATON ServiceRanger 2.8 Windows 7 or 10 only!	01/17/2014	Transmission	This program will update your current version of ServiceRanger 2.6 to 2.8. This program is still needed for old transmissions.	Click Here	
T8	ServiceRanger 4.0 Tool Program Updates Windows 7 or 10 only!	03/26/2014	Transmission	This tool will help you to install updates on your EZ-Tech computer without admin rights. Just run the tool and follow the instructions on the screen. After you install this program, you will always be able to update ServiceRanger 4.0 using the "icon" located on the system tray (next to the clock).	Click Here	
T9	ServiceRanger Version: 4.2.1187.0 500K Compatible!! This version will work with Precision Transmissions. Windows 7 or 10 only! 	03/20/2017	Transmission	<p>IMPORTANT INFORMATION - PLEASE READ CAREFULLY</p> <p>This package will install the NEW SR 4.0 from Eaton on your EZ-Tech computer. Please be advised that ServiceRanger 3.0 is no longer available since 03/26/2014.</p> <p>Every Dealer will be able to claim ONLY one Serial Number to activate the software online. ONLY a Manager, Director or VP from the Dealership can claim the Serial Number from the Service Portal website. More Serial Numbers are available for sale on the Tools Catalog Online.</p> <p>To install this program, please do the following:</p> <ol style="list-style-type: none"> (1) Download and save the installer from one of the two links offered; (2) Run the installer from the EZTechUser account and wait for the completion message. (3) The first time you open the software on your computer you will be told to register online. To do this, you will need to have 2 pieces of information: <ol style="list-style-type: none"> (a) Order Number, and; (b) Serial Number <p>The web link to claim the Order Number and the Serial Number is HERE</p> <p>Find more information on the Special Field Notification: SFN-14-06</p> <p>LICENSE RENEWAL INFORMATION:</p>	Click Here	Click Here

				<p>No action is required on your part, all essential and non-essential (direct purchase) Service Ranger licenses will be renewed automatically within the month it was originally acquired.</p> <p>Important Notes: (1) For software installation problems, please open a case file for the EZ-Tech Support Group. (2) For software activation keys issues, please open a case file for the Tools Group. (3) Once you Serial Number is claimed, it will date and time stamp with your user ID. The Serial Number can only be used once. It is not transferable.</p> <p>WARNING: Dealer's responsible to keep a record of the computer name & serial key provided when the software was activated. If the computer is reimaged, having this information will facilitate the reactivation process of the license.</p>		
T10	ServiceRanger 4.0 - Uninstaller ONL Windows 7 or 10 only!	07/07/2015	Transmission	<p>This application will remove the ServiceRanger 4.0 from your computer. This step is necessary to ensure a clean installation of version 4.1.1448.0 or while directed by tech support.</p> <p>Important Note: Be advised that by removing the software you will removing also the license/activation of it. Before you use this app, make sure you have all necessary information to reactivate the software with Eaton. Navistar do not keep records about software activations.</p>	Click Here	
M1	EDiTH S4V4 version 4.4.0.0 Windows 7 or 10 only!	03/15/2017	ESPAR Heaters	<p>The EDiTH software is needed to troubleshoot the ESPAR heaters installed on extremely cold weather.</p> <p>The MOXA Uport 1110/1130/1150 Windows Driver and the Universal Driver are also installed on your computer as part of the EDiTH software installation.</p>	Click Here	Click Here
M2	Midtronics EXP HD IR Reader v1.0 Windows 7 only!	06/13/2013	Battery Tester	<p>This program will install the Midtronics software needed to use the Battery Tester Tool.</p>	Click Here	
M2A	Midtronics EXP HD IR Reader v1.4 Windows 7 or 10 only!	06/08/2015	Battery Tester	<p>This program will install the new version 1.4 required for the NEW 2015 Battery Tester.</p> <p>For non EZ-Tech computers, please download the program installer from HERE. You will</p>	Click Here	

				need Administrator rights to install it. WARNING: This NEW version is NOT compatible with the older model of the Battery Tester.		
M3	IsoView 7.3 Windows 7 only!	06/17/2014	Graphics Viewer	This program will install ArborText IsoView 7.3 on your computer. This application is needed for viewing circuit diagrams and other graphics inside ISIS. Fully compatible with IE10 and IE11.	Click Here	
M4	Stoneridge Cluster Reflash Tool Windows 7 only!!	10/28/2014	Cluster Programming	Please read IK800485 first before you use this tool. The IKnow article explains in detail the procedure to reflash the common cluster NGV and the HDDL2 for 5000/9000(9900i/PayStar).	Click Here	
M5	Webasto WTT v3.1 Windows 7 or 10 only! 	09/09/2015	Webasto Heaters	This software is needed to troubleshoot Webasto Thermo & Heaters equipment. Version 3.1 is for Windows 7 or 10 only. To download the User's Guide click HERE .	Click Here	
U0	Adobe Flash Player 27.0.0.170 Windows 7 only! 	10/18/2017 NEW!!	Utilities	Run this program to install the latest version of Adobe Flash Player on your computer.	Click Here	Click Here
U0A	Adobe Shockwave Player v12.2.9.199 Windows 7 or 10 only! 	08/01/2017 NEW!	Utilities	Run this application to install the latest version of Adobe Shockwave Player on your computer. This application is used to display certain training videos from Cummins.	Click Here	Click Here
U1	Adobe Acrobat Reader v11.0.20.17 (Update Only) Windows 7 or 10 only! 	08/01/2017 NEW!	Utilities	This scripted package will update your current installation of Adobe Acrobat Reader version 11.0.	Click Here	Click Here
U2	Apache OpenOffice v4.13 The Free and Open Productivity Suite  Windows 7 or 10 only!	05/01/2017	Utilities	This program will install the complete suite for OpenOffice product: Writer (Word), Calc (Excel), Impress (PowerPoint), Draw, Base & Math. The software is compatible with other major office suites. Important Note: The software is not supported by Navistar. It is supported by the software developer. More info: www.openoffice.org	Click Here	

U5	Internet Explorer 11 Windows 7 only!	08/17/2015	Utilities	<p>This will upgrade your current version of Internet Explorer to the latest version 11. Your computer will need to be connected to the internet to perform this upgrade.</p> <p>The auto-installer will complete the installation after the computer restarts. Please wait for the script finalizes the optimization for IE11.</p>	Click Here	
U6	Microsoft Access Database Engine 2010 (Needed for INSITE 8.0) Windows 7 or 10 only!	06/17/2014	Utilities	<p>This package will install the NEW Microsoft Access Database Engine 2010 needed for Cummins INSITE 8.0. This program is NOT installed by default on some computers and it will needed to prevent error after the activation process.</p>	Click Here	

Please e-mail suggestions or concerns about the Download Center to: fausto.coloma@navistar.com

 Hide Details

Feedback Information

Viewed: 191744
 Helpful: 388
 Not Helpful: 60

No Feedback Found