

Technical Service Bulletin

Mazda North American Operations
Irvine, CA 92618-2922



Subject: LEATHER STEERING WHEEL SURFACE WEAR / PEEL	Bulletin No.: 06-001/17
	Last Issued: 12/18/2017

BULLETIN NOTES

This bulletin supersedes the previously issued bulletin(s) listed below: The changes are noted in Red.

Previous TSBs:	Date(s) Issued:
06-001/17	04/25/2017 and 06/02/2017

APPLICABLE MODEL(S)/VINS

2014-2016 Mazda3 Japan built vehicles with VINs lower than JM1 BM ***** 355940 (produced before June 23, 2016)

2014-2016 Mazda6

2017 Mazda6 vehicles with VINs lower than JM1 GL ***** 133656 (produced before Feb. 17, 2017)

2016-2017 CX-3 vehicles with VINs lower than JM1 DK ***** 172170 (produced before March 8, 2017)


2013-2016 CX-5

2016-2017 CX-9 vehicles with VINs lower than JM3 TC ***** 134008 (produced before Dec. 22, 2016)

CONSUMER NOTICE: The information and instructions in this bulletin are intended for use by skilled technicians. Mazda technicians utilize the proper tools/equipment and take training to correctly and safely maintain Mazda vehicles. These instructions should not be performed by "do-it-yourselfers." Customers should not assume this bulletin applies to their vehicle or that their vehicle will develop the described concern. To determine if the information applies, customers should contact their nearest authorized Mazda dealership. Mazda North American Operations reserves the right to alter the specifications and contents of this bulletin without obligation or advance notice. All rights reserved. No part of this bulletin may be reproduced in any form or by any means, electronic or mechanical---including photocopying and recording and the use of any kind of information storage and retrieval system ---without permission in writing.

DESCRIPTION

Some vehicles may exhibit wear/peel-off of the leather steering wheel surface causing a poor appearance. This concern may be caused by an insufficient wear resistance of the steering wheel surface.




Customers having this concern should have their vehicle repaired using the following repair procedure.

CONSUMER NOTICE: The information and instructions in this bulletin are intended for use by skilled technicians. Mazda technicians utilize the proper tools/equipment and take training to correctly and safely maintain Mazda vehicles. These instructions should not be performed by "do-it-yourselfers." Customers should not assume this bulletin applies to their vehicle or that their vehicle will develop the described concern. To determine if the information applies, customers should contact their nearest authorized Mazda dealership. Mazda North American Operations reserves the right to alter the specifications and contents of this bulletin without obligation or advance notice. All rights reserved. No part of this bulletin may be reproduced in any form or by any means, electronic or mechanical---including photocopying and recording and the use of any kind of information storage and retrieval system ---without permission in writing.

REPAIR PROCEDURE

NOTE: Some vehicles may have steering wheel stains caused by chemicals such as hand lotions.

1. Use a clean towel dampened in leather/vinyl cleaner or mild soap to clean the steering wheel.



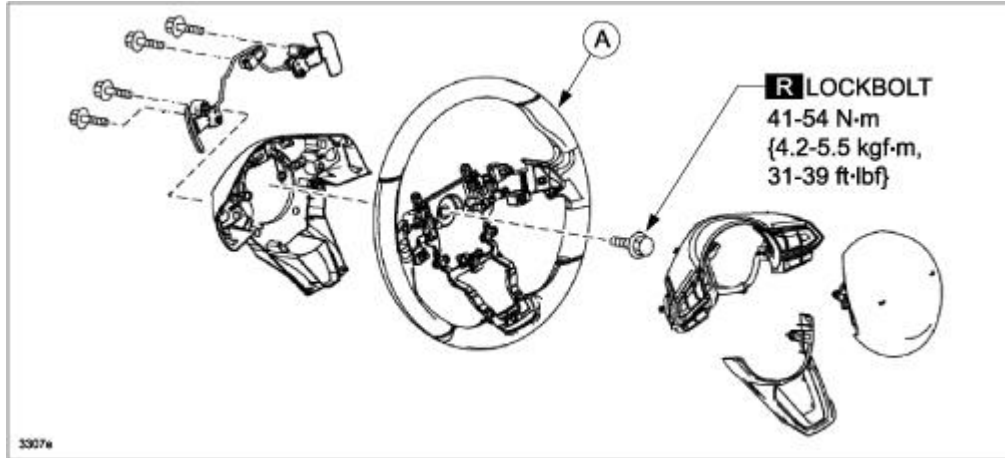
2. Is the steering wheel wear/peel concern present after cleaning the steering wheel?

- Yes - Go to Step 3.
- No - This service bulletin does not apply.

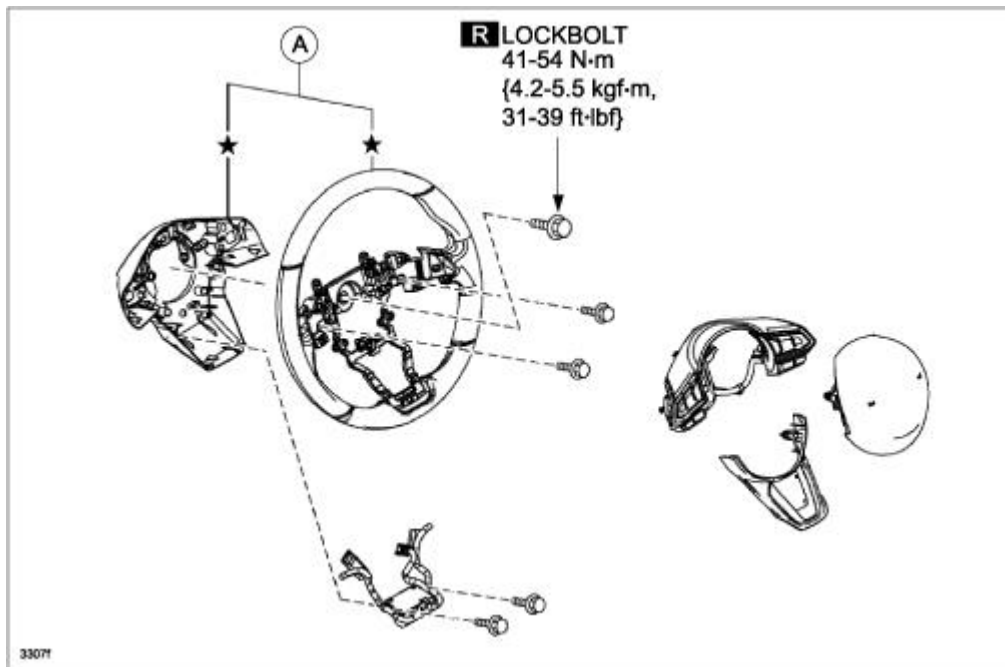
3. Replace the steering wheel (A) **according to the repair instructions on MGSS online:**

- Mazda3 - STEERING WHEEL AND COLUMN REMOVAL/INSTALLATION.
- Mazda6 - STEERING WHEEL AND COLUMN REMOVAL/INSTALLATION.
- CX-3 - STEERING WHEEL AND COLUMN REMOVAL/INSTALLATION.
- CX5 - STEERING WHEEL AND COLUMN REMOVAL/INSTALLATION.
- **CX9 - STEERING WHEEL AND COLUMN REMOVAL/INSTALLATION.**

CONSUMER NOTICE: The information and instructions in this bulletin are intended for use by skilled technicians. Mazda technicians utilize the proper tools/equipment and take training to correctly and safely maintain Mazda vehicles. These instructions should not be performed by "do-it-yourselfers." Customers should not assume this bulletin applies to their vehicle or that their vehicle will develop the described concern. To determine if the information applies, customers should contact their nearest authorized Mazda dealership. Mazda North American Operations reserves the right to alter the specifications and contents of this bulletin without obligation or advance notice. All rights reserved. No part of this bulletin may be reproduced in any form or by any means, electronic or mechanical---including photocopying and recording and the use of any kind of information storage and retrieval system ---without permission in writing.



NOTE: For vehicles with a steering wheel warmer, replace the steering wheel hub kit (A).



4. Verify repair.

CONSUMER NOTICE: The information and instructions in this bulletin are intended for use by skilled technicians. Mazda technicians utilize the proper tools/equipment and take training to correctly and safely maintain Mazda vehicles. These instructions should not be performed by "do-it-yourselfers." Customers should not assume this bulletin applies to their vehicle or that their vehicle will develop the described concern. To determine if the information applies, customers should contact their nearest authorized Mazda dealership. Mazda North American Operations reserves the right to alter the specifications and contents of this bulletin without obligation or advance notice. All rights reserved. No part of this bulletin may be reproduced in any form or by any means, electronic or mechanical---including photocopying and recording and the use of any kind of information storage and retrieval system ---without permission in writing.

PARTS INFORMATION

CONSUMER NOTICE: The information and instructions in this bulletin are intended for use by skilled technicians. Mazda technicians utilize the proper tools/equipment and take training to correctly and safely maintain Mazda vehicles. These instructions should not be performed by "do-it-yourselfers." Customers should not assume this bulletin applies to their vehicle or that their vehicle will develop the described concern. To determine if the information applies, customers should contact their nearest authorized Mazda dealership. Mazda North American Operations reserves the right to alter the specifications and contents of this bulletin without obligation or advance notice. All rights reserved. No part of this bulletin may be reproduced in any form or by any means, electronic or mechanical---including photocopying and recording and the use of any kind of information storage and retrieval system ---without permission in writing.

Parts Number	Description	Qty.	Applicable Models	Vehicle Spec.
KD46-32-982C-02 or KDY7-32-982	Steering Wheel	1	2016-2017 CX-3	Leather, black stitch
B63E-32-982A-02		1		Leather, black stitch type after IPM
9YA0-11-003A	LockBolt	1		---
KD46-32-982C-02 or KDY7-32-982	Steering Wheel	1	2013-2016 CX-5	Leather, black stitch
K066-32-982-02 or KOY6-32-982		1		Smooth leather, red stitch
KA0G-32-982-02 or KAYG-32-982		1		Smooth leather, black stitch
9YA0-11-003A		1		---
BHP2-32-982B-02 or BHY3-32-982	Steering Wheel	1	2014-2016 Mazda3	Leather, red stitch
9YA0-11-007	LockBolt	1		---
GHR1-32-982B	Steering Wheel	1	2014-2016 Mazda6	---

CONSUMER NOTICE: The information and instructions in this bulletin are intended for use by skilled technicians. Mazda technicians utilize the proper tools/equipment and take training to correctly and safely maintain Mazda vehicles. These instructions should not be performed by "do-it-yourselfers." Customers should not assume this bulletin applies to their vehicle or that their vehicle will develop the described concern. To determine if the information applies, customers should contact their nearest authorized Mazda dealership. Mazda North American Operations reserves the right to alter the specifications and contents of this bulletin without obligation or advance notice. All rights reserved. No part of this bulletin may be reproduced in any form or by any means, electronic or mechanical---including photocopying and recording and the use of any kind of information storage and retrieval system ---without permission in writing.

9YA0-11-007	LockBolt	1		---
TK49-32-982A-02	Steering Wheel	1	2017 Mazda6	Leather w/o stitch
GSB6-32-982A-02		1		Leather (Stitch A) with AT Shift SW
GRT8-32-98XD-02	Steering Wheel Hub Kit	1		Leather with STG, steering wheel warmer and AT Shift SW
TK50-32-98XC-02		1	Leather with STG, steering wheel warmer	
GRV1-32-98XD-02		1	Leather (Stitch A) with STG, steering wheel warmer and AT Shift SW	
GRN1-32-98XC-02		1	Leather (Stitch A) with STG, steering wheel warmer	
9YA0-11-007	LockBolt	1		---
TK49-32-982A-02	Steering Wheel	1	2016-2017 CX-9	Leather w/o stitch
TK51-32-982A-02		1		Leather with stitch
TK50-32-98XC-02	Steering Wheel	1		Leather with STG, steering wheel warmer
TM53-32-98XA-02	Hub Kit	1	Leather with stitch and STG, steering wheel warmer	
9YA0-11-007	Lock Bolt	1		---

NOTE:

- Use GEPC to look up correct part number by VIN.
- If steering wheel part with the "Y" in the 3rd digit is in your dealer's inventory, you may use it for this repair.
- Both steering wheel part numbers with or without the "Y" in the 3rd digit provide the same repair performance.

CONSUMER NOTICE: The information and instructions in this bulletin are intended for use by skilled technicians. Mazda technicians utilize the proper tools/equipment and take training to correctly and safely maintain Mazda vehicles. These instructions should not be performed by "do-it-yourselfers." Customers should not assume this bulletin applies to their vehicle or that their vehicle will develop the described concern. To determine if the information applies, customers should contact their nearest authorized Mazda dealership. Mazda North American Operations reserves the right to alter the specifications and contents of this bulletin without obligation or advance notice. All rights reserved. No part of this bulletin may be reproduced in any form or by any means, electronic or mechanical---including photocopying and recording and the use of any kind of information storage and retrieval system ---without permission in writing.

WARRANTY INFORMATION**NOTE:**

- This warranty information applies only to verified customer complaints on vehicles eligible for warranty repair.
- This repair will be covered under Mazda's New Vehicle Limited Warranty term.
- Additional diagnostic time cannot be claimed for this repair.

Warranty Type	A
Symptom Code	45
Damage Code	9C
Part Number Main Cause	<p>****-32-982*** or ****-32-98X***</p> <p>Select an applicable part number from the "Parts Information" for the vehicle in repair.</p> <p>NOTE: Make sure to enter the part number of the steering wheel that was actually installed for correct warranty claim reimbursement.</p>
Quantity	1
Operation Number / Labor Hours:	<p>XXMA6XRX / 0.3 Hrs. (CX-9 only)</p> <p>XXMA6XRX / 0.4 Hrs. (All other models)</p>

CONSUMER NOTICE: The information and instructions in this bulletin are intended for use by skilled technicians. Mazda technicians utilize the proper tools/equipment and take training to correctly and safely maintain Mazda vehicles. These instructions should not be performed by "do-it-yourselfers." Customers should not assume this bulletin applies to their vehicle or that their vehicle will develop the described concern. To determine if the information applies, customers should contact their nearest authorized Mazda dealership. Mazda North American Operations reserves the right to alter the specifications and contents of this bulletin without obligation or advance notice. All rights reserved. No part of this bulletin may be reproduced in any form or by any means, electronic or mechanical---including photocopying and recording and the use of any kind of information storage and retrieval system ---without permission in writing.