



Service Bulletin

File in Section: -


Bulletin No.: 17-NA-206



Date: July, 2017

INFORMATION

Subject: Information on Liftgate Power Assist Actuator Oil Leakage

Brand:	Model:	Model Year:		VIN:		Engine:	Transmission:
		from	to	from	to		
Buick	Envision	2015	2018			All	All
Chevrolet	Equinox (VIN X)	2018	2018				
GMC	Terrain	2018	2018				

Involved Region or Country	North America, N.A. Export Regions, China
Additional Options (RPOs)	Equipped with LIFT GATE (POWER) (TB5) or LIFT GATE, POWER, HANDS FREE (TC2)
Condition	 <p style="text-align: right;">4825202</p> <p>Some customers may comment that the liftgate power assist actuator appears to be leaking.</p>

<p>Cause</p>	 <p>4833281</p>  <p>4833286</p> <p>Important: The liftgate power assist actuator IS NOT filled with oil. Note: Examples of the leak appearance are shown in the graphics above.</p> <p>The cause of the condition may be that a grease, applied to the internal actuator spring for noise abatement, may break down during normal use and a small amount of an oil component of the grease may leak out.</p>
<p>Correction</p>	<p>Important: The actuator is functioning as designed and SHOULD NOT BE REPLACED.</p> <p>Wipe or clean the small amount of grease/oil from the surface of the actuator. Please communicate to the customer that the actuator is functioning as designed, and the cleaning of the actuator will only improve the appearance.</p> <p>Please share this information with the customer, including a copy of this message.</p>

Warranty Information

For vehicles repaired under the Bumper-to-Bumper coverage, use the following labor operation. Reference the Applicable Warranties section of Investigate Vehicle History (IVH) for coverage information.

Labor Operation	Description	Labor Time
2080858*	Clean Oil Residue from Liftgate Actuator	0.2 hr
*This is a unique Labor Operation for Bulletin use only.		

Version	2
Modified	July 20, 2017 – Updated the Graphic Examples and Added Warranty Information.

