



RUSSIA, AUSTRALIA, BAHAMAS, BOLIVIA, BELIZE, CANADA, CHILE, TAIWAN, COLOMBIA, COSTA RICA, DOMINICAN REPUBLIC, ECUADOR, EL SALVADOR, TRINIDAD AND TOBAGO, UNITED STATES, URUGUAY, VENEZUELA, MEXICO, ARUBA, NICARAGUA, PERU, PUERTO RICO, Curaçao, GUAM, GUATEMALA, GUYANA, HAITI, HONDURAS, JAMAICA, KOREA, SOUTH KOREA, NEW ZEALAND, PANAMA

**Countries:** ISIS, FleetSIS, NotSIR

**Document ID:** IK1201252

**Revision:** 10

**Major System:** ENGINES

**Created:** 1/7/2015

**Current Language:** English

**Last Modified:** 6/7/2017

**Other Languages:** NONE

**Author:** Mujtaba Aidroos

**Viewed:** 9276

[Less Info](#)

Hide Details

Coding Information

<b>Copy Link</b> 	<b>Copy Relative Link</b> 	<b>Bookmark</b>  <a href="#">View My Bookmarks</a>	<b>Add to Favorites</b> 	<b>Print</b> 	<b>Provide Feedback</b> 	<b>Helpful</b>  25	<b>Not Helpful</b>  3
----------------------	-------------------------------	--	-----------------------------	------------------	-----------------------------	--------------------------	-----------------------------

**Title:** CPA HPFP Test

**Applies To:** EPA 2010-2012 MaxxForce 11/ 13L --- EPA 2013-2016 N13

## CHANGE LOG

06/07/2017 - Updated to structured layout  
 04/12/2017 - Updated diagnostic software to Navistar Engine Diagnostics™.  
 12/14/2016 - Updated instructions at Step 6 to remove temperature and to follow Navistar Engine Diagnostics™ entry conditions  
 2/24/2016 - corrected CAM polarity error in instructions  
 7/06/2015 - Author updated for feedback purposes.  
 06/25/2015 - Updated coding to include New Zealand, Australia, Russia  
 04/27/2015 - Added information about WAC policy later

## DESCRIPTION:

This document describes the process for utilizing the CPA High Pressure Fuel Pump (HPFP) Test

### **CPA HPFP Test Apply to:**

Emission Year	Engine Model
2010-2012	MaxxForce 11/ 13L
2013-2016	N13

### **Software Release:**

Version	Change Description	Release Date
6.0.10.1	High Pressure Fuel Pump (HPFP) Test	3/18/2015

Note: Software must always be current. Refer to the [CPA Resource Article](#)

## SYMPTOM(s)/ FAULT CODE(s):

Follow the appropriate diagnostic manual for step-by-step diagnostic instruction


### **Prior to using this article refer:**

1. IK1201061 for 3055-0
2. IK1201063 for 3055-15

## SPECIAL TOOL(s) / SOFTWARE:

Tools required for component removal: Refer to the appropriate engine service manual  
 To perform CPA HPFP Test properly, the following tools are required:

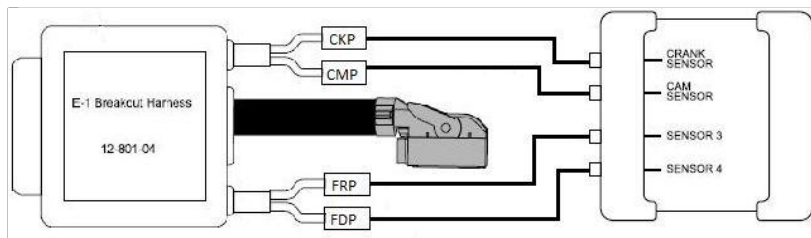
Tool Description	Tool Number	Comments
EZ-Tech or Computer		Navistar Engine Diagnostics and CPA software must be installed
		NavCom or Nexiq

RP1210 communication device			
CPA Module		OE-11178 or 12-999-01-01	
E1 Breakout Harness		12-801-04	Replaces 180-Pin Breakout Box (00-00956-08) and E1/E2 Harness Overlay Kit (00-01462-00)
CPA Extension Harness		12-999-01-05	4 required

[Tools Resource Center](#)

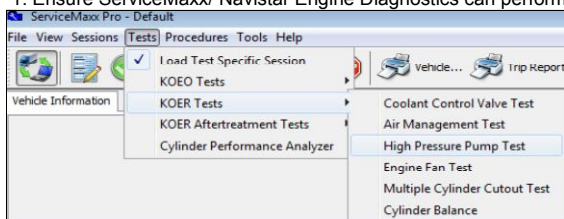
**Test Descriptions:**

Overview of set up:

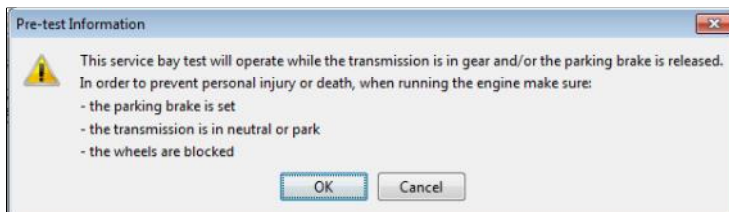


**Preliminary Test & CPA Software Requirements**

1. Ensure ServiceMaxx/ Navistar Engine Diagnostics can perform the KOER: High Pressure Pump Test



Connect the CPA tool only if the vehicle is parked and the parking brake is set. Never drive the vehicle with the CPA tool (or cables) connected to the engine because it may sta



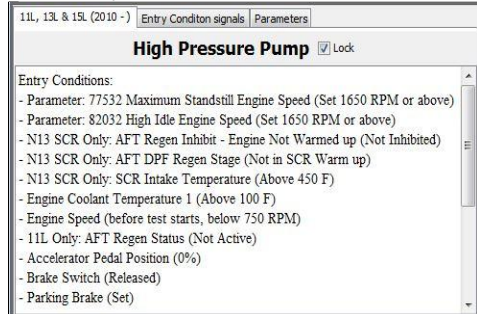
Signal Descriptions:

Coming Soon

## **TROUBLESHOOTING: HPFP Test will NOT run in Navistar Engine Diagnostics™**

### 1. TEST ENTRY CONDITIONS

Review Entry Conditions in tab **11L, 13L & 15L (2010-)**:



Under **Entry Condition signals**, review the outputs and compare to entry condition requirements:

Name	Value	Units
AFT DPF Regen Stage	REGEN_STAGE_NONE	
AFT Regen Inhibit - Engine Not Warmed Up	Not inhibited	
Accelerator Pedal Position 1	0.0%	
Brake Switch	Released	
DPF Soot Load	23%	
Engine Coolant Temperature 1	180 F	
Engine Speed	598.5 RPM	
Parking Brake Switch	Set	
SCR Intake Temperature	459.7 F	

Under **Parameters**, change as needed based on entry condition requirements:

ID	Name	Value	Undo
77532	Maximum Standstill Engine speed	1,650	
82022	Low Idle Engine Speed	600	
82032	High Idle Engine Speed	1,650	

## **WARRANTY INFORMATION**

CPA Test Module	WAC can be issued for components listed	Navistar Engine Model	Example WAC	Related Articles
<b>13L High Pressure Fuel Pump (HPFP) Module</b>	<ul style="list-style-type: none"> <li>High Pressure Fuel Pump (HPFP)</li> </ul>	2010-2016 MF11/13L/ N13	XXXX	

All Component Replacement Requirements are temporarily covered under policy letter: [WPL2800126](#)  
 Reference the Warranty Resource Center for the most recent iApproval/ Warranty Authorization Code (WAC) requirements letter  
 Refer to the [Warranty Coding Manual](#) for Group and Noun Codes

### Warranty Claim Coding:

Refer to the [Warranty Coding Manual](#) for Group and Noun Codes.

<b>Group:</b>	12000 - Engine
<b>Noun:</b>	454 - High Pressure Fuel Pump

### Standard Repair Times:

Description	SRT Link
<b>12 - CYLINDER PERFORMANCE ANALYZER (CPA) TOOL, DIAGNOSIS</b>	<a href="#">CPA Diagnostics</a>

[SRT Manual](#)

---

## **OTHER RESOURCES**

[Master Service Information Site](#)

 Hide Details

### Feedback Information

Viewed: 9275  
Helpful: 25  
Not Helpful: 3

No Feedback Found

---

Copyright © 2017 Navistar, Inc.