



Product Notice

PN660

DATE: 11/8/2017

REVISED:

TO: Owners, Users, Dealers, and Installers

Models Affected: XT PRO

SUBJECT: Lower Control Decal

Issue:

XT PRO units built between June 1, 2016 and June 22, 2017, may have been manufactured with a lower control decal that may not show all lever positions for the operation of the lower control valve control section. **If the user follows the information on the decal the machine will not operate.**

Action:

What the Owner Must Do:

1. Inspect the lower control decal on your unit.
 - a. If it does not match one of the decals shown on the last page of this bulletin, your unit is subject to this bulletin.
 - b. If it does match one of the decals shown on the last page of this bulletin, your unit is not subject to this bulletin.
2. If your unit is subject to this bulletin, order replacement decals for your units by sending unit information to utilities.warranty@terex.com for each unit.
3. After identifying that no action is required, or after installing the new decal, fill out the completion form enclosed with the owner letter and return it to the Terex Utilities Warranty Department at utilities.warranty@terex.com or fax to 1-605-882-5579.
4. Terex Utilities recommends that you perform this action within 90 days of receipt of this bulletin.

Continued Use:

All machine operators and users must be notified of these continued use requirements.

The affected machines may remain in service, provided that the following is performed:

1. Inform all users, operators, and supervisors that the decal may not match the functions of the lower control valve control section.
2. Cut out the appropriate decal on the last page of this bulletin and tape over the existing decal until a new decal is obtained.
3. Verify the direction of lower control functions match the decal. If operation does not match the decal, contact Terex Service at 1-800-982-8975.
4. Train all operators on the proper operation of the machine. The controls section must be held in the middle position to operate the lower controls.
5. Always follow all inspection and maintenance requirements as specified in the manuals.



What Terex will Do:

Terex will provide a replacement decal at no cost.

Dealers and Installers: A letter is being sent to owners of affected units. If an owner contacts you about this bulletin; contact TEREX Utilities Warranty at 1-800-982-8975 for further instructions.

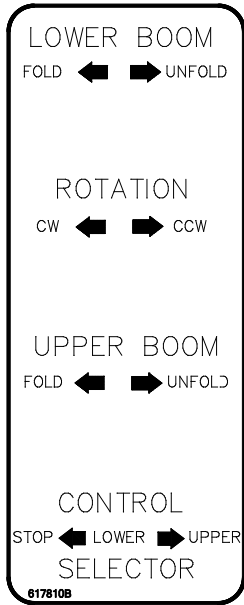
Important: Some of the affected units may be in rental fleets. Terex requires you to complete the bulletin on these units before renting, and to inform the renters of affected units within 10 days of receipt of this bulletin.

Terex and local industry standards (e.g. ANSI, CSA) requires that the purchaser of a Terex unit report to Terex the model and serial number of each machine and their contact information within 60 days of the sale. Terex requests the seller also provide the name, address, and telephone number of the new owner, Use the Owner Update Form in the manual to update the owner status of any of your machines.

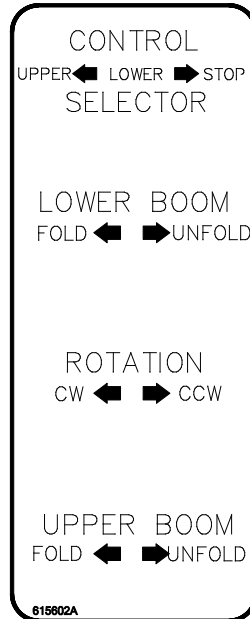
Terex, OSHA and local industry standards require that the manufacturer's bulletins be completed. It is important for everyone to communicate this important information to all machine owners. If you require additional copies of this or have any questions, please contact TEREX Utilities at 1-800-982-8975.



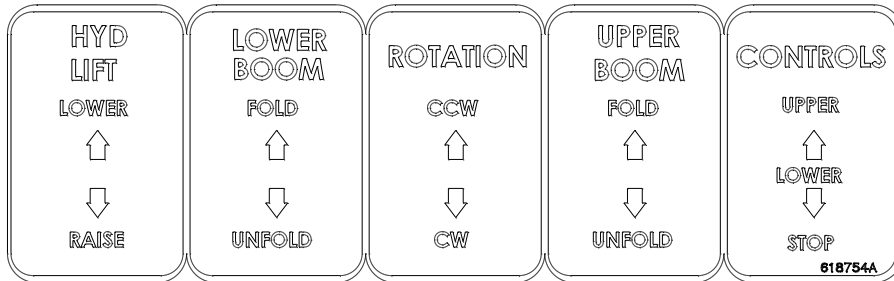
XT PRO LOWER CONTROL DECALS



**BACK OF CAB
INSTALLATION**



**OVER REAR AXLE
INSTALLATION**



LIFT UNITS