



GROUP

Body

MODEL

2016-2018MY
Optima (JFa)

NUMBER

PS524

DATE

October 2017




TECHNICAL OPERATIONS

SUBJECT:

OPTIMA TRUNK TORSION BAR ADJUSTMENT

On some 2016-2018MY Optima (JFa) vehicles, there may be a concern with the trunk not opening as designed when using transmitter key fob or Smart Trunk feature. This may be caused by improper assembly of the trunk torsion bar (A) and trunk lid hinge. Follow the procedure below to correct this concern.



To correct this concern:

1. Verify concern is still present (B) with multiple attempts of opening trunk with key fob or Smart Trunk feature (to avoid influencing the trunk lid's "lift", do not test using release handle).
2. Inspect torsion bar at both sides of trunk lid hinge and ensure bar is centered.
3. If torsion bar is not centered (C), lightly tap on the bar at the hinge with a rubber mallet until proper position is shown (D).


*** NOTICE**

Do not use excessive force when centering the torsion bar as it can result in damaged components. Slight tapping is sufficient in performing this adjustment.

4. Confirm repair is effective (E) with multiple attempts of opening trunk with key fob or Smart Trunk feature (to avoid influencing the trunk lid's "lift", do not test using release handle).




Trunk opening height not as designed.



Trunk torsion bar not centered.



Trunk opening height as designed.



Trunk torsion bar centered.

*** NOTICE**

Do not replace the torsion bar for this concern. Improper repairs may be subject to chargeback.