

MODEL: Karma Revero**DATE:** October 2017**TITLE:** Rear seat cushion heater inspection**First Release****PRIORITY:** On Complaint**APPLICABILITY:** MY17 and MY18 Revero**MARKET REGION:** North America**PURPOSE:** Inspect the rear seat cushion heater connections

Verification is required during pre-delivery inspection. If missed, verify that the rear seat heaters are operating as normal. Turn on the seat heater to level three (3) setting and wait five (5) minutes for the surface temperature to increase (fig 1a). Measure the surface temperature of the seat cushion (80°-90° F) using an infrared thermometer (fig 1b).

Verify that the seat control module is plugged in as per CC-17-86-05.

Check that the seat heater connectors are plugged in securely if any of the following occur:

- Either of the rear seat cushion heaters are not functioning
- Indicator for the heater is flashing (located on console)

To engage the seat heater connectors, complete the following:

- Remove the affected rear seat cushion by pulling up on the front of the cushion
- Inspect the connector and engage if necessary (see fig. 2a-2d)
- Install seat cushion and press over both hooks until a snap sound is heard
- A diagnostic trouble code will be generated if wires are not engaged

Connect the harness and recheck function. if the concern continues create a TSS case.

**fig.1a****fig.1b**

Karma Automotive Bulletins and service documents are intended for use by experienced and trained Technicians. If you lack the skills, tools, equipment and a suitable workshop for any procedure described in this document, we suggest you leave such repairs to a Karma retailer and service provider. See your service provider for advice on whether your vehicle may benefit from the information contained within this document. The information contained in the Karma Bulletin is accurate at the date of publication. However, Karma Automotive regularly updates technical information. Please check with your Karma Automotive Retailer and Karma Automotive service provider that the bulletin you intend to use contains the latest available information.

MODEL: Karma Revero

DATE: October 2017

First Release

TITLE: Rear seat cushion heater inspection

The connector is shown without the seat cushion (fig 2a) and disconnected below (fig 2b).




fig.2a




fig.2b

The connector attached without being firmly clicked in place (fig 2c) The under cushion connections is shown in place and firmly attached (fig 2d)




fig.2c




fig.2d

Karma Automotive Bulletins and service documents are intended for use by experienced and trained Technicians. If you lack the skills, tools, equipment and a suitable workshop for any procedure described in this document, we suggest you leave such repairs to a Karma retailer and service provider. See your service provider for advice on whether your vehicle may benefit from the information contained within this document. The information contained in the Karma Bulletin is accurate at the date of publication. However, Karma Automotive regularly updates technical information. Please check with your Karma Automotive Retailer and Karma Automotive service provider that the bulletin you intend to use contains the latest available information.



Service Communication

SC-17-86-20

MODEL: Karma Revero

DATE: October 2017

First Release

TITLE: Rear seat cushion heater inspection

PARTS REQUIRED:

PART NUMBER	DESCRIPTION	QTY
N/A		

SHOP SUPPLIES:

DESCRIPTION
N/A

SPECIAL TOOLS:

DESCRIPTION
N/A

CAUSAL PART:

PART NUMBER	DESCRIPTION
N/A	

LABOR CODES:

CODE	DESCRIPTION	TIME	DEFECT CODE
N/A		0.1	

SUBLET:

CODE	DESCRIPTION	AMOUNT
N/A		

WARRANTY DISPOSITION: This repair is covered under the New Vehicle Limited Warranty, in effect for five (5) years from the in-service date with no mileage limitation.

Karma Automotive Bulletins and service documents are intended for use by experienced and trained Technicians. If you lack the skills, tools, equipment and a suitable workshop for any procedure described in this document, we suggest you leave such repairs to a Karma retailer and service provider. See your service provider for advice on whether your vehicle may benefit from the information contained within this document. The information contained in the Karma Bulletin is accurate at the date of publication. However, Karma Automotive regularly updates technical information. Please check with your Karma Automotive Retailer and Karma Automotive service provider that the bulletin you intend to use contains the latest available information.