

<b>Subject:</b> <b>09-016/17 - SEAT WARMER MALFUNCTION (CLOTH SEATS ONLY)</b>	<b>Bulletin No.:</b> 09-016/17
	<b>Last Issued:</b> 06/28/2017

## BULLETIN NOTES

<b>Previous TSBs:</b>	<b>Date(s) Issued:</b>
09-016/17	04/27/17

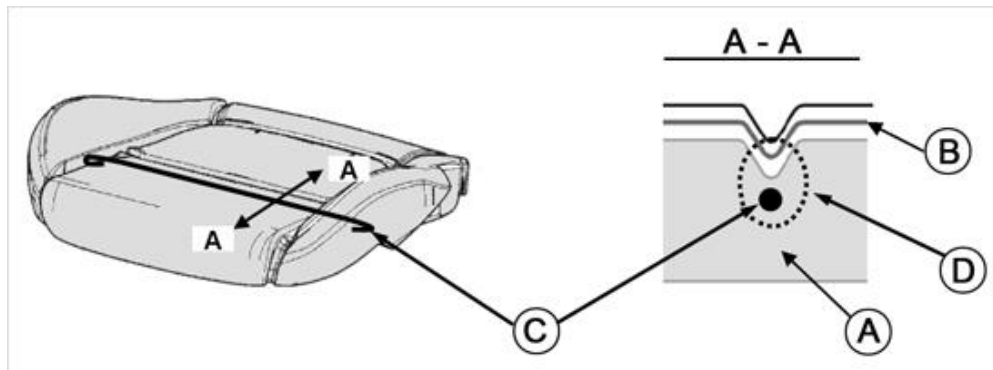
- For vehicles equipped with leather seats, go to TSB 09-015/17.

### APPLICABLE MODEL(S)/VINS

2013-2016 CX-5 vehicles equipped with cloth seats.

## DESCRIPTION

Some vehicles may exhibit the driver and/or front passenger side seat warmer(s) malfunction on any mode (High, Mid and Low). This may be caused by repeated load applied to the seat cushion (A) while the seat is occupied. A section of the heater mat (B) just above the reinforcement rod (C) in the cushion pad (A) contacts internal heater mat wire and causes damage (D).



Customers having this concern should have their vehicle repaired using the following repair procedure.

## REPAIR PROCEDURE

1. Verify the seat warmer is inoperative.
2. Replace the seat cushion pad(s). Refer to the MGSS online instructions FRONT SEAT CUSHION TRIM REMOVAL/INSTALLATION.

**CONSUMER NOTICE:** The information and instructions in this bulletin are intended for use by skilled technicians. Mazda technicians utilize the proper tools/equipment and take training to correctly and safely maintain Mazda vehicles. These instructions should not be performed by "do-it-yourselfers." Customers should not assume this bulletin applies to their vehicle or that their vehicle will develop the described concern. To determine if the information applies, customers should contact their nearest authorized Mazda dealership. Mazda North American Operations reserves the right to alter the specifications and contents of this bulletin without obligation or advance notice. All rights reserved. No part of this bulletin may be reproduced in any form or by any means, electronic or mechanical---including photocopying and recording and the use of any kind of information storage and retrieval system ---without permission in writing.

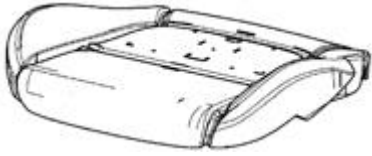
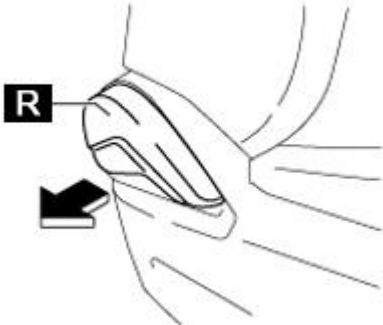
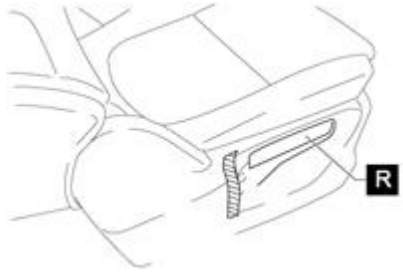
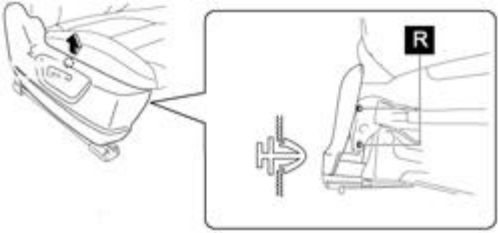
**NOTE:** A new seat cushion pad is available with repositioned internal heater mat wire to prevent contact with reinforcement rod.

3. Verify repair.

**CONSUMER NOTICE:** The information and instructions in this bulletin are intended for use by skilled technicians. Mazda technicians utilize the proper tools/equipment and take training to correctly and safely maintain Mazda vehicles. These instructions should not be performed by "do-it-yourselfers." Customers should not assume this bulletin applies to their vehicle or that their vehicle will develop the described concern. To determine if the information applies, customers should contact their nearest authorized Mazda dealership. Mazda North American Operations reserves the right to alter the specifications and contents of this bulletin without obligation or advance notice. All rights reserved. No part of this bulletin may be reproduced in any form or by any means, electronic or mechanical---including photocopying and recording and the use of any kind of information storage and retrieval system ---without permission in writing.

## PARTS INFORMATION

**CONSUMER NOTICE:** The information and instructions in this bulletin are intended for use by skilled technicians. Mazda technicians utilize the proper tools/equipment and take training to correctly and safely maintain Mazda vehicles. These instructions should not be performed by "do-it-yourselfers." Customers should not assume this bulletin applies to their vehicle or that their vehicle will develop the described concern. To determine if the information applies, customers should contact their nearest authorized Mazda dealership. Mazda North American Operations reserves the right to alter the specifications and contents of this bulletin without obligation or advance notice. All rights reserved. No part of this bulletin may be reproduced in any form or by any means, electronic or mechanical---including photocopying and recording and the use of any kind of information storage and retrieval system ---without permission in writing.

Parts Number	Description	Qty.	Notes	Image
KEY0-88-11X	HEATER PAD (R), CUSHION	1	Cloth Seat Cushion	
KDY9-88-16X	HEATER PAD (L), CUSHION <b>(Fits: 2013-2015 CX-5)</b>	1		
KAYK-88-16X	HEATER PAD (L), CUSHION <b>(Fits: 2016 CX-5)</b>	1		
KD35-88-1H5 02	RECLINER KNOB (L)	1	Non-reusable part	
KD45-88-1G5 02	RECLINER KNOB (R)	1	Non-reusable part	
KD45-88-857 02	LIFTER KNOB (L)	1	Non-reusable part	
KD45-88-585	CLIP	2 or 4	Non-reusable part	

**NOTE:**

**CONSUMER NOTICE:** The information and instructions in this bulletin are intended for use by skilled technicians. Mazda technicians utilize the proper tools/equipment and take training to correctly and safely maintain Mazda vehicles. These instructions should not be performed by "do-it-yourselfers." Customers should not assume this bulletin applies to their vehicle or that their vehicle will develop the described concern. To determine if the information applies, customers should contact their nearest authorized Mazda dealership. Mazda North American Operations reserves the right to alter the specifications and contents of this bulletin without obligation or advance notice. All rights reserved. No part of this bulletin may be reproduced in any form or by any means, electronic or mechanical---including photocopying and recording and the use of any kind of information storage and retrieval system ---without permission in writing.

- Use GEPC with VIN to look up the correct part number(s).
- For vehicles equipped with leather seats, go to TSB 09-015/17.

**CONSUMER NOTICE:** The information and instructions in this bulletin are intended for use by skilled technicians. Mazda technicians utilize the proper tools/equipment and take training to correctly and safely maintain Mazda vehicles. These instructions should not be performed by "do-it-yourselfers." Customers should not assume this bulletin applies to their vehicle or that their vehicle will develop the described concern. To determine if the information applies, customers should contact their nearest authorized Mazda dealership. Mazda North American Operations reserves the right to alter the specifications and contents of this bulletin without obligation or advance notice. All rights reserved. No part of this bulletin may be reproduced in any form or by any means, electronic or mechanical---including photocopying and recording and the use of any kind of information storage and retrieval system ---without permission in writing.

**WARRANTY INFORMATION**

## NOTE:

- This warranty information applies only to verified customer complaints on vehicles eligible for warranty repair.
- This repair will be covered under Mazda's New Vehicle Limited Warranty term.
- Additional diagnostic time cannot be claimed for this repair.

Warranty Type	A
Symptom Code	61
Damage Code	9R
Part Number Main Cause	**** 8816X*/**** 88 11X* (Enter the part number of HEATERPAD, CUSHION applicable to the subject vehicle)
Quantity	1
Operation Number / Labor Hours:	XX MC7ARX, 0.9 Hrs. (Driver side) XX MC7BRX, 1.1 Hrs. (Passenger side) XX MC7CRX, 1.8 Hrs. (Both sides)

**CONSUMER NOTICE:** The information and instructions in this bulletin are intended for use by skilled technicians. Mazda technicians utilize the proper tools/equipment and take training to correctly and safely maintain Mazda vehicles. These instructions should not be performed by "do-it-yourselfers." Customers should not assume this bulletin applies to their vehicle or that their vehicle will develop the described concern. To determine if the information applies, customers should contact their nearest authorized Mazda dealership. Mazda North American Operations reserves the right to alter the specifications and contents of this bulletin without obligation or advance notice. All rights reserved. No part of this bulletin may be reproduced in any form or by any means, electronic or mechanical---including photocopying and recording and the use of any kind of information storage and retrieval system ---without permission in writing.