

Technical Service Bulletin

Mazda North American Operations
Irvine, CA 92618-2922

**Subject:**

LDWS AND HBC WARNING LIGHTS ON AND DTC C1001:92

Bulletin No.: 15-003/17

Last Issued: 08/24/2017

BULLETIN NOTES

This bulletin supersedes the previously issued bulletin(s) listed below. The changes are noted below in Red.

Previous TSBs:	Date(s) Issued:
15-003/17	05/11/2017

CUSTOMER NOTE

- After installing the new Forward Sensing Camera (FSC), frequency of the disabled function with the LDWS/HBC warning lights ON due to foggy FSC lens will be reduced. However, the warning message will be displayed on the Multi-Information Display (MID) or the center display when FSC lens is foggy.
- The foggy FSC lens may occur at some weather conditions and is not caused by a defect of the parts. When the warning message is displayed, drive the vehicle for 10 minutes or more with the defroster ON to defog the FSC lens.

APPLICABLE MODEL(S)/VINS

2016 Mazda6 vehicles with VINs JM1 GJ ***** 400001 through 488592 (produced from November 24, 2014 through June 30, 2016)

2016-2017 Mazda6 Mexico vehicles with VINs JM1 GJ ***** 400001 through 488592 (produced from November 24, 2014 through June 30, 2016)

2016-2017 CX-3

2016 CX-5 vehicles with VINs JM3 KE ***** 600001 through 921726 (produced from November 03, 2014 through December 21, 2016)

DESCRIPTION

Some customers may notice that the Lane Departure Warning System (LDWS) and High Beam Control (HBC) (amber) warning lights are on when they start driving around dusk or dawn under low temperatures. At that time, the windshield is clear but the lens of the Forward Sensing Camera (FSC) is foggy.

The FSC may not function properly under the following conditions:

- Foggy windshield
- Foggy FSC lens
- Heavy rain, dense fog, snow and direct sun light
- No or poor lane markings

Page 1 of 4

CONSUMER NOTICE: The information and instructions in this bulletin are intended for use by skilled technicians. Mazda technicians utilize the proper tools/equipment and take training to correctly and safely maintain Mazda vehicles. These instructions should not be performed by "do-it-yourselfers." Customers should not assume this bulletin applies to their vehicle or that their vehicle will develop the described concern. To determine if the information applies, customers should contact their nearest authorized Mazda dealership. Mazda North American Operations reserves the right to alter the specifications and contents of this bulletin without obligation or advance notice. All rights reserved. No part of this bulletin may be reproduced in any form or by any means, electronic or mechanical---including photocopying and recording and the use of any kind of information storage and retrieval system ---without permission in writing.



When the FSC control system detects the foggy lens of the camera, the system deactivates LDWS and HBC functions.

NOTE:

- DTC C1001:92 [FORWARD SENSING CAMERA (FSC)], (Poor functioning of forward sensing camera (FSC)) is stored in memory.
- Driving with the windshield defroster on for at least 10 minutes may eliminate the fog.




The detection level of the FSC has been changed. This change does not eliminate the warning message.

Current FSC Detection

Foggy	System	Warning Lights	Multi-Information Display	Center Display (Message is used to encourage the customer to defog the windshield)
100%	Disabled			High Beam Control (HBC)* and/or Lane Departure Warning System (LDWS)* malfunction. Defrost the windshield. Have the vehicle checked by a Studio if this indicator stays on. *Existence of these features depends on models/trim levels.
0%	Running	None	None	None

CONSUMER NOTICE: The information and instructions in this bulletin are intended for use by skilled technicians. Mazda technicians utilize the proper tools/equipment and take training to correctly and safely maintain Mazda vehicles. These instructions should not be performed by "do-it-yourselfers." Customers should not assume this bulletin applies to their vehicle or that their vehicle will develop the described concern. To determine if the information applies, customers should contact their nearest authorized Mazda dealership. Mazda North American Operations reserves the right to alter the specifications and contents of this bulletin without obligation or advance notice. All rights reserved. No part of this bulletin may be reproduced in any form or by any means, electronic or mechanical---including photocopying and recording and the use of any kind of information storage and retrieval system ---without permission in writing.

New FSC Detection

Foggy	System	Warning Lights	Multi-Information Display	Center Display (Message is used to encourage the customer to defog the windshield)
100%	Disabled			High Beam Control (HBC)* and/or Lane Departure Warning System (LDWS)* malfunction. Defrost the windshield. Have the vehicle checked by a Studio if this indicator stays on. *Existence of these features depends on models/trim levels.
	Extended system running range			
0%	Running	None	None	None

Customers having this concern should have their vehicle repaired using the following repair procedure.

REPAIR PROCEDURE

1. Verify customer concern.
2. Replace the forward sensing camera. Refer to MGSS online Workshop Manual:
 - Mazda6 - FORWARD SENSING CAMERA (FSC) REMOVAL/INSTALLATION.
 - CX-3 - FORWARD SENSING CAMERA (FSC) REMOVAL/INSTALLATION.
 - CX-9 - FORWARD SENSING CAMERA (FSC) REMOVAL/INSTALLATION.

NOTE: Also perform:

- FORWARD SENSING CAMERA (FSC) CONFIGURATION (USING READ/WRITE FUNCTION).
- FORWARD SENSING CAMERA (FSC) AIMING.

3. Verify repair.

CONSUMER NOTICE: The information and instructions in this bulletin are intended for use by skilled technicians. Mazda technicians utilize the proper tools/equipment and take training to correctly and safely maintain Mazda vehicles. These instructions should not be performed by "do-it-yourselfers." Customers should not assume this bulletin applies to their vehicle or that their vehicle will develop the described concern. To determine if the information applies, customers should contact their nearest authorized Mazda dealership. Mazda North American Operations reserves the right to alter the specifications and contents of this bulletin without obligation or advance notice. All rights reserved. No part of this bulletin may be reproduced in any form or by any means, electronic or mechanical---including photocopying and recording and the use of any kind of information storage and retrieval system ---without permission in writing.

PARTS INFORMATION

Parts Number	Description	Qty.	Notes
D2YP-67-XCX	CAMERA,FORWARD SENSING	1	CX-3
TKY6-67-XCX	CAMERA,FORWARD SENSING	1	Mazda6, CX-5

NOTE: Older part number may be used on vehicles that do not have this bulletin concern.

WARRANTY INFORMATION**NOTE:**

- This warranty information applies only to verified customer complaints on vehicles eligible for warranty repair.
- This repair will be covered under Mazda's New Vehicle Limited Warranty term.
- Additional diagnostic time cannot be claimed for this repair.

Warranty Type	A
Symptom Code	62
Damage Code	9W
Diagnostic Trouble Code (DTC)	C1001:92
Part Number Main Cause	D2YP-67-XCX or TKY6-67-XCX
Quantity	1
Operation Number / Labor Hours:	XXLAPARX / 0.4 Hrs.

NOTE: Warranty claim submission will require entry of a valid DTC.

CONSUMER NOTICE: The information and instructions in this bulletin are intended for use by skilled technicians. Mazda technicians utilize the proper tools/equipment and take training to correctly and safely maintain Mazda vehicles. These instructions should not be performed by "do-it-yourselfers." Customers should not assume this bulletin applies to their vehicle or that their vehicle will develop the described concern. To determine if the information applies, customers should contact their nearest authorized Mazda dealership. Mazda North American Operations reserves the right to alter the specifications and contents of this bulletin without obligation or advance notice. All rights reserved. No part of this bulletin may be reproduced in any form or by any means, electronic or mechanical---including photocopying and recording and the use of any kind of information storage and retrieval system ---without permission in writing.