



Service Communication

SC-17-01-09

MODEL: Karma Revero

DATE: August 8, 2017

TITLE: Campaign Label Application

First Edition

PRIORITY: All

APPLICABILITY: All Karma Vehicles and MY 2012 Karma

MARKET REGION: North America

PURPOSE: Proper application of required campaign completion label

Campaigns and Recalls are required to have labels applied to display proof of completion. Filling out the lable information is also part of label application to the vehicle.

The label shown has an information area to be filled out with the laminate attached. Once the information is written in blue or black ink and the front laminate is peeled back and affixed, the label is ready to be placed on the vehicle. Prepare the application surface by wiping it clean. Then, peel off the backing and apply the label evenly to avoid wrinkles and bubbles.

DIRECTIONS:

1. Fill out information using blue or black ballpoint pen. Please print clearly and legibly.
 - Campaign Number: the campaign or recall number listed at top of service communication
 - Description: title of bulletin
 - Retailer Code: dealership ID based on Karma system
 - Repair Date: date repair took place in mm/dd/yyyy format

KARMA AUTOMOTIVE LLC

Campaign No.: _____

Description: _____

Retailer Code: _____

Repair Date: ____ / ____ / ____

For questions, please contact
Client Services at 1-855-565-2762

C149950001100

Fig. 1

Karma Automotive Bulletins and service documents are intended for use by experienced and trained Technicians. If you lack the skills, tools, equipment and a suitable workshop for any procedure described in this document, we suggest you leave such repairs to a Karma retailer and service provider. See your service provider for advice on whether your vehicle may benefit from the information contained within this document. The information contained in the Karma Bulletin is accurate at the date of publication. However, Karma Automotive regularly updates technical information. Please check with your Karma Automotive Retailer and Karma Automotive service provider that the bulletin you intend to use contains the latest available information.

MODEL: Karma Revero

DATE: August 8, 2017

First Edition

TITLE: Campaign Label Application

2. After filling out information, peel back laminate flap from top covering to expose plastic adhesive on information card (Figure 2) and lay clear protective plastic sticker over information (Figure 3).

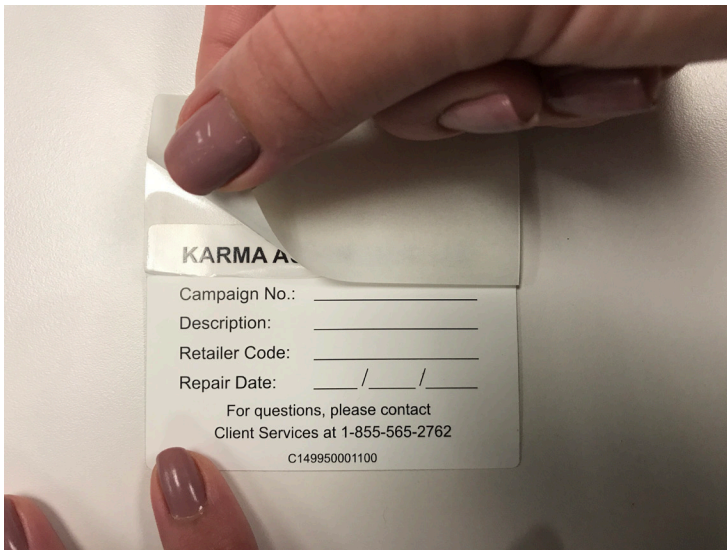


Fig. 2




Fig. 3

Make sure plastic adhesive is laid down cleanly so information is legible. (Figures 4 & 5)



Fig. 4

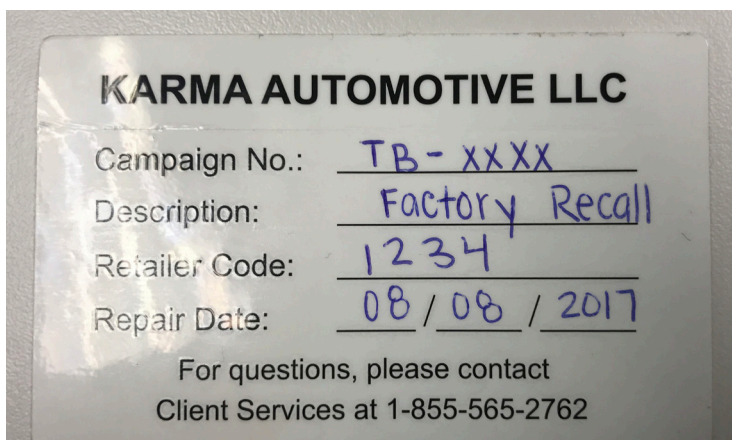


Fig. 5

Karma Automotive Bulletins and service documents are intended for use by experienced and trained Technicians. If you lack the skills, tools, equipment and a suitable workshop for any procedure described in this document, we suggest you leave such repairs to a Karma retailer and service provider. See your service provider for advice on whether your vehicle may benefit from the information contained within this document. The information contained in the Karma Bulletin is accurate at the date of publication. However, Karma Automotive regularly updates technical information. Please check with your Karma Automotive Retailer and Karma Automotive service provider that the bulletin you intend to use contains the latest available information.

MODEL: Karma Revero**DATE: August 8, 2017****TITLE: Campaign Label Application****First Edition**

3. Peel off protective laminate from back of card to expose rear adhesive. (Figure 6)



Fig. 6

4. Affix label to passenger side shock tower after surface has been wiped clean. (Figure 7)



Fig. 7

Karma Automotive Bulletins and service documents are intended for use by experienced and trained Technicians. If you lack the skills, tools, equipment and a suitable workshop for any procedure described in this document, we suggest you leave such repairs to a Karma retailer and service provider. See your service provider for advice on whether your vehicle may benefit from the information contained within this document. The information contained in the Karma Bulletin is accurate at the date of publication. However, Karma Automotive regularly updates technical information. Please check with your Karma Automotive Retailer and Karma Automotive service provider that the bulletin you intend to use contains the latest available information.