

LTB01034NAS1

TECHNICAL BULLETIN

23 FEB 2017



© Jaguar Land Rover North America, LLC

NOTE: The information in Technical Bulletins is intended for use by trained, professional Technicians with the knowledge, tools, and equipment required to do the job properly and safely. It informs these Technicians of conditions that may occur on some vehicles, or provides information that could assist in proper vehicle service. The procedures should not be performed by 'do-it-yourselfers'. If you are not a Retailer, do not assume that a condition described affects your vehicle. Contact an authorized Land Rover service facility to determine whether this bulletin applies to a specific vehicle.

INFORMATION

SECTION:

303-05

SUBJECT/CONCERN:

Engine Accessory Drive Idler Pulley and Belt Failure

AFFECTED VEHICLE RANGE:

MODEL:	MODEL YEAR:	VIN:	ASSEMBLY PLANT:	APPLICABILITY:
LR4 (LA)	2016	821205-847658	Solihull	V6 S/C 3.0L Petrol
Range Rover Sport (LW)	2016	586563-599998	Solihull	V6 S/C 3.0L Petrol /V8 S/C 5.0L Petrol
Range Rover Sport (LW)	2016 Onwards	100000 Onwards	Solihull	V6 S/C 3.0L Petrol /V8 S/C 5.0L Petrol
Range Rover Sport (LW)	2016 Onwards	652358 Onwards	Solihull	V6 S/C 3.0L Petrol /V8 S/C 5.0L Petrol
Range Rover (LG)	2016 Onwards	286494 Onwards	Solihull	V6 S/C 3.0L Petrol /V8 S/C 5.0L Petrol

MARKETS:

NORTH AMERICA

CONDITION SUMMARY:

SITUATION:

A rubbing type noise from the engine compartment may be evident; the coolant temperature gauge may display a high temperature reading; and/or the battery warning light may be illuminated.

CAUSE:

This may be caused by the engine accessory drive belt becoming damaged due to engine accessory drive primary right-hand idler pulley failure.

ACTION:

Should a Customer express this concern, follow the Service Instruction below.

PARTS :

PART NUMBER	DESCRIPTION	QUANTITY:
LR099573	Accessory drive belt Idler Pulley Assembly	1
LR051263	Accessory drive belt - LR4 (L319; V6 3.0L S/C Petrol)	1
LR035542	Accessory drive belt - Range Rover Sport (L494; V8 5.0L S/C Petrol), Range Rover (L405; V8 5.0L S/C Petrol)	1
LR035543	Accessory drive belt - Range Rover Sport (L494; V6 3.0L S/C Petrol), Range Rover (L405; V6 3.0L S/C Petrol)	1

WARRANTY :**NOTE:**

Accessory drive belt may be referred to as Front End Accessory Drive (FEAD) belt.

NOTES:

- Repair procedures are under constant review, and therefore times are subject to change; those quoted here must be taken as guidance only. Always refer to TOPIx to obtain the latest repair time.
- DDW requires the use of causal part numbers. Labor only claims must show the causal part number with a quantity of zero.

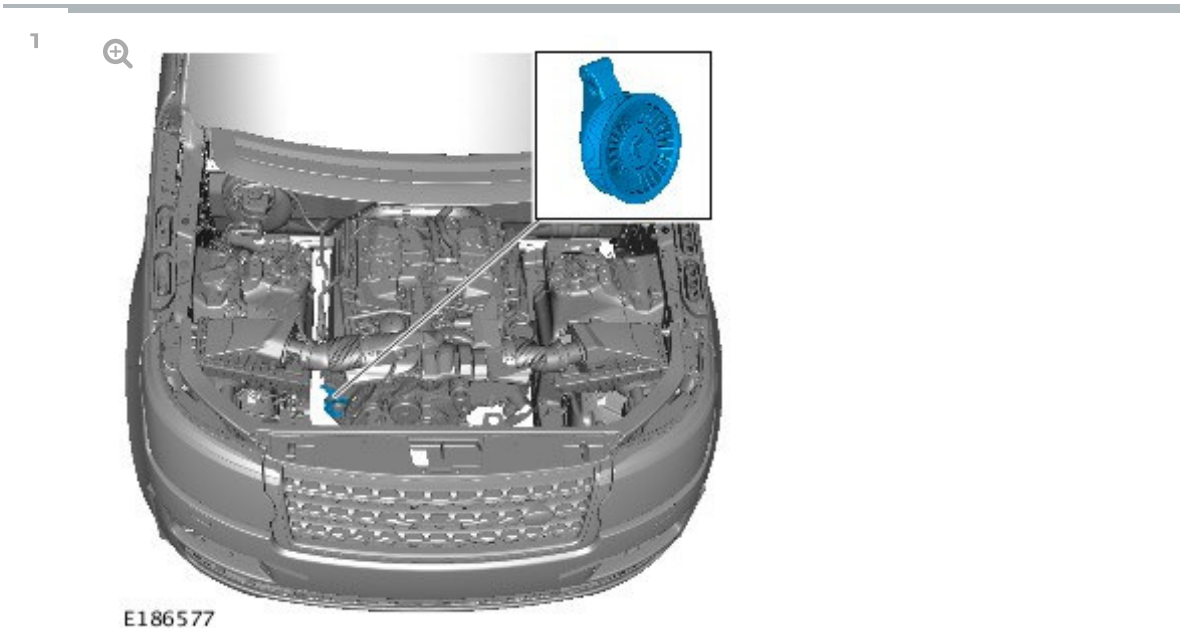
DESCRIPTION	SRO	TIME (HOURS)	CONDITION CODE	CAUSAL PART
Idler pulley - RH - Front End Accessory Drive (FEAD) - Renew	12.10.42	0.3	42	LR088321
Drive belt - Generator - Renew - LR4 (L319)	86.10.03	0.8	42	LR088321

DESCRIPTION	SRO	TIME (HOURS)	CONDITION CODE	CAUSAL PART
Drive belt - Generator - Renew - Range Rover Sport (L494; V6 3.0L S/C Petrol)	86.10.03	0.6	42	LR088321
Drive belt - Generator - Renew - Range Rover Sport (L494; V8 5.0L S/C Petrol)	86.10.03	0.7	42	LR088321
Drive belt - Generator - Renew - Range Rover (L405; V6 3.0L S/C Petrol)	86.10.03	0.6	42	LR088321
Drive belt - Generator - Renew - Range Rover (L405; V8 5.0L S/C Petrol)	86.10.03	0.7	42	LR088321

NOTE:

Normal Warranty procedures apply.

COMPONENT LOCATION



Component location.

SERVICE INSTRUCTION:

NOTE:

The Idler pulley with bracket must be replaced as a set. Fitting the new Idler pulley onto the old bracket or the new bracket to the old Idler pulley could introduce a misalignment.

1

NOTE:

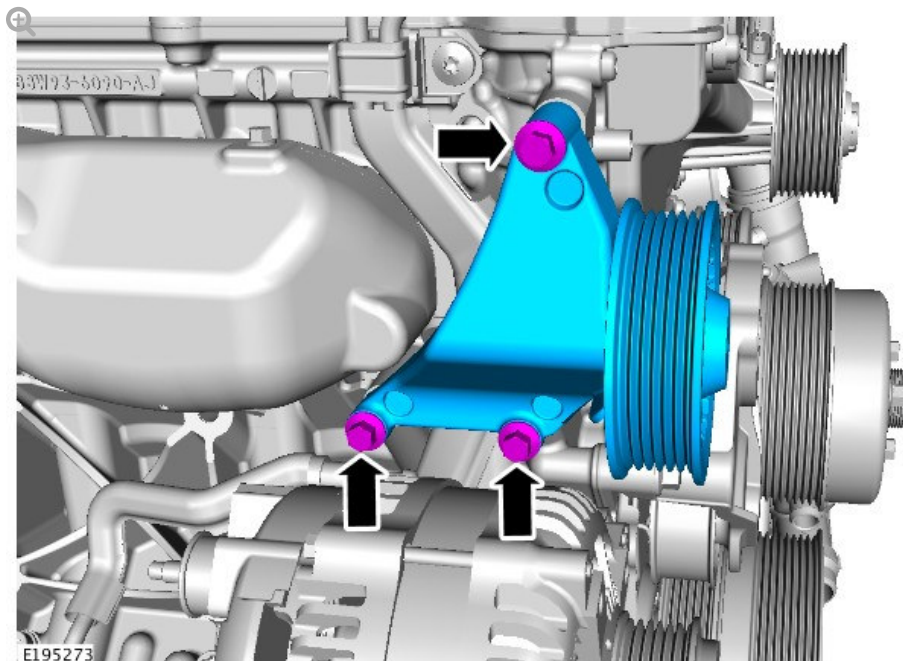
Note the fitted position of the accessory drive belt.

Remove and discard the accessory drive belt (see TOPIx Workshop Manual section 303-05: Accessory Drive - Accessory Drive Belt).

2

NOTE:

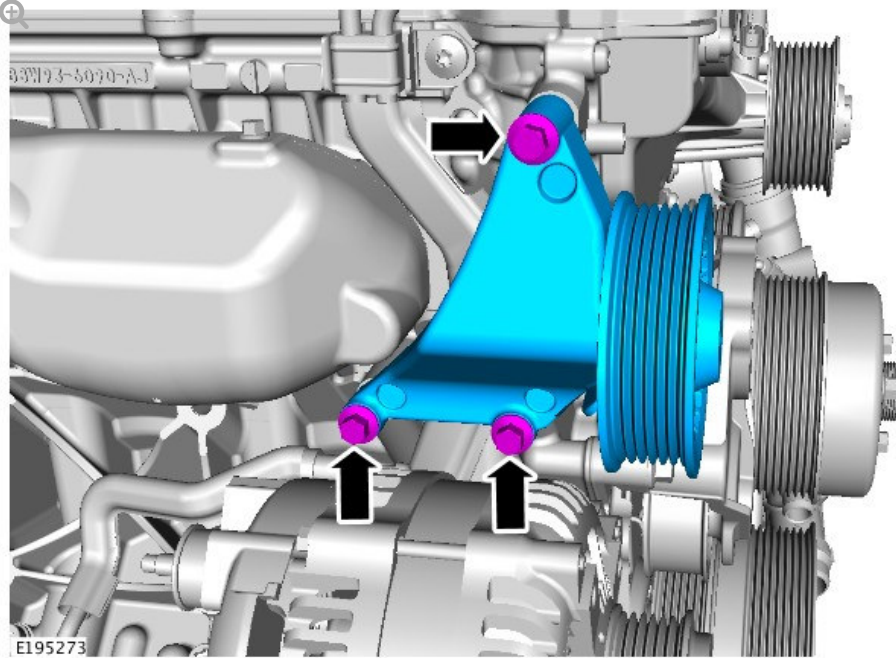
The fasteners must be retained.



Remove and discard the idler pulley and bracket assembly.

- Retain the fasteners.

3



Install the new idler pulley and bracket assembly.

- Torque: **25Nm**.

-
- 4 Install a new accessory drive belt (see TOPIx Workshop Manual section 303-05: Accessory Drive - Accessory Drive Belt).