



Service Bulletin

TECHNICAL

Subject: Rattle Noise from Engine Area, Turbocharger Wastegate Actuator Arm Lash Adjustment

Attention: If replacing the turbocharger for repairs or replacement, a new spring washer will need to be installed.

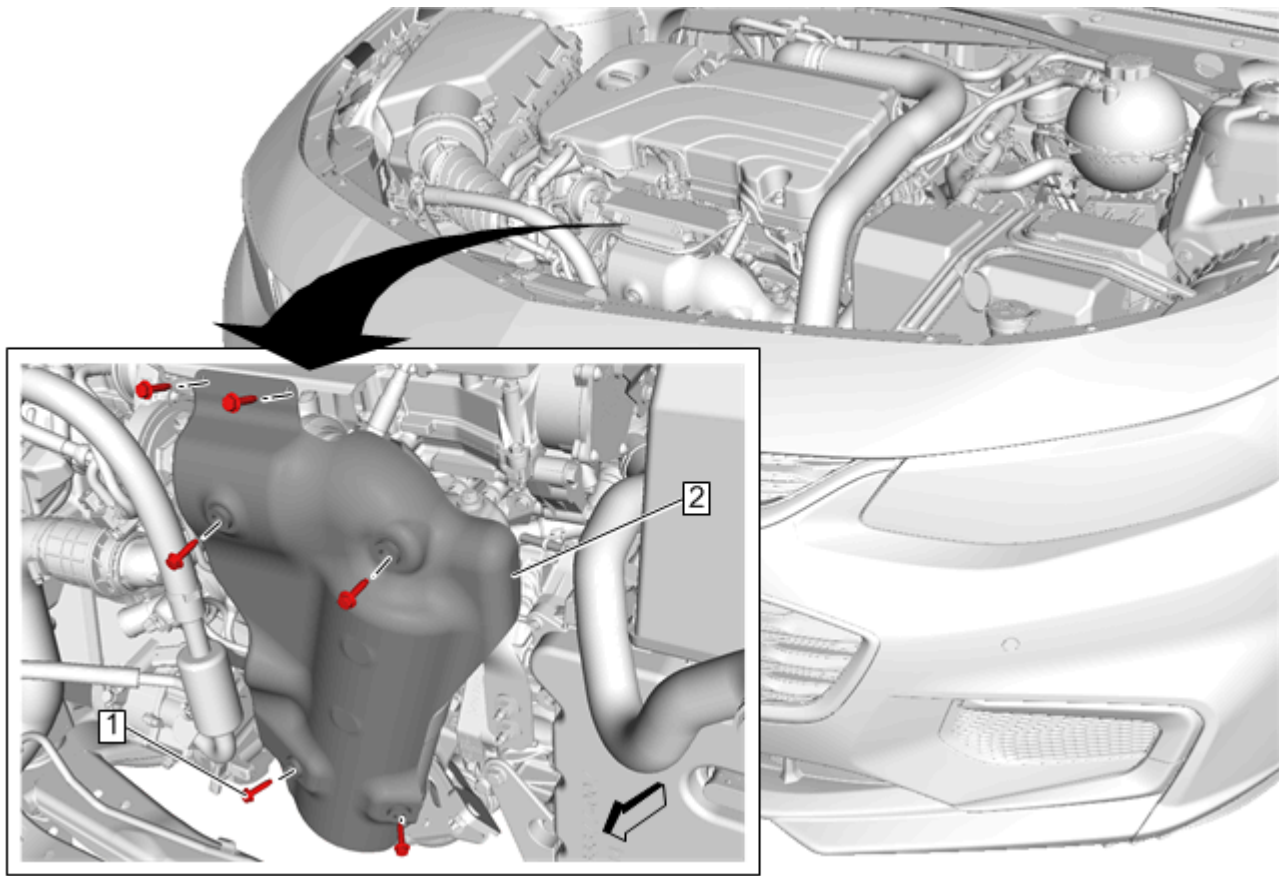
Brand:	Model:	Model Year:		VIN:		Engine:	Transmission:
		from	to	from	to		
Chevrolet	Malibu (VIN Z)	2016	2016			1.5L (LFV)	
	Malibu	2017	2017				

Involved Region or Country	North America, Israel, China
Condition	Some customers may comment that there is a rattle noise from the engine area.
Cause	This condition may be caused by the turbocharger wastegate actuator rod. The technician may find the turbocharger wastegate actuator arm has excessive lash when repair or replacing the turbocharger.

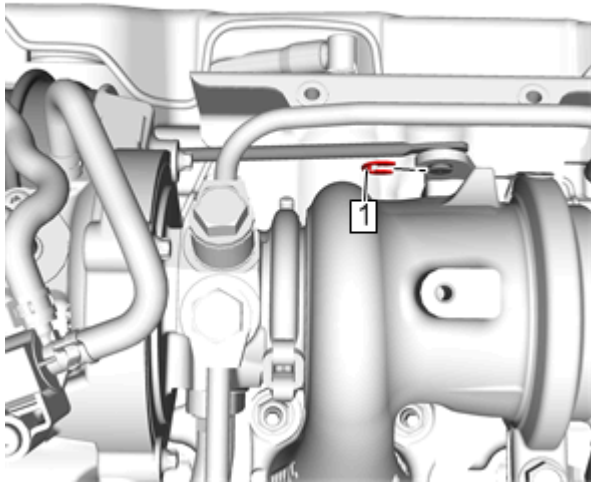
Correction

If the condition has been validated to be coming from a turbocharger wastegate actuator arm, a spring washer must be installed.

Service Procedure




1. Remove the bolts (1) that secure the turbocharger heat shield (2) to the engine.



2. Remove the actuator arm retainer (1) that secures the wastegate actuator rod to the wastegate valve and discard.

Note: Slight force may be needed to compress the turbocharger wastegate actuator rod spring at the wastegate actuator arm enough to install the actuator arm retainer. Be sure to provide only enough force, as needed, to slide the retainer into the slot. Too much force can result in crushing or deforming the spring.



3. Install the wastegate actuator rod spring (4) with widest side facing down towards the wastegate valve arm (2), and tapered side facing up towards the actuator rod (1).
4. Install a new actuator arm retainer (3).

Parts Information

Description	Part Number	Qty
RETAINER, TURBO WASTEGATE ACTR ARM	12669118	1
SPRING, TURBO WASTEGATE ACTR ROD	12682785	1

Warranty Information

For vehicles repaired under warranty, use:

Labor Operation	Description	Labor Time
4081478*	Install Anti Rattle Spring Washer for Loose Wastegate Actuator Arm	0.3 hr

*This is a unique Labor Operation for Bulletin use only.

Version	1
Modified	

GM bulletins are intended for use by professional technicians, NOT a "do-it-yourselfer". They are written to inform these technicians of conditions that may occur on some vehicles, or to provide information that could assist in the proper service of a vehicle. Properly trained technicians have the equipment, tools, safety instructions, and know-how to do a job properly and safely. If a condition is described, DO NOT assume that the bulletin applies to your vehicle, or that your vehicle will have that condition. See your GM dealer for information on whether your vehicle may benefit from the information.



WE SUPPORT VOLUNTARY TECHNICIAN CERTIFICATION