



GROUP
CLI

MODEL
2015-2016MY
Sedona (YP)

NUMBER
036 (Rev 1, 06/23/2017)

DATE
May 2017

TECHNICAL SERVICE BULLETIN

SUBJECT: COMBINATION TSB / SERVICE ACTION:
A/C DISCHARGE HOSE REPLACEMENT (SA267)

* NOTICE

This bulletin has been revised to include additional information. New/revised sections of this bulletin are indicated by a black bar in the margin area.

This bulletin provides information about the A/C discharge hose replacement on certain 2015-2016MY Sedona (YP) vehicles produced from March 1, 2015 through March 29, 2016, which may exhibit a refrigerant leak due to poor heat resistance at the swaging spot of the A/C discharge hose. Kia is requesting the completion of this Service Action on all affected vehicles. Before conducting this procedure, verify that the vehicle is included in the list of affected VINs.

For vehicles not on the affected VIN list, but with a customer concern as described above, perform the procedure outlined in this bulletin and submit a warranty claim per "customer concern" (Standard TSB) claim information on page 4.



* NOTICE

A Service Action is a repair program without customer notification that is performed during the warranty period. Any dealer requesting to perform this repair outside the warranty period will require DPSM approval.

Repair status for a VIN is provided on WebDCS (Service → Warranty Coverage → Warranty Coverage Inquiry → Campaign Information). Not completed Recall / Service Action reports are available on WebDCS (Consumer Affairs → Not Completed Recall → Recall VIN → Select Report), which includes a list of affected vehicles.

This issue number is SA267.

File Under: <Climate>

Circulate To: General Manager Service Manager Parts Manager
 Service Advisors Technicians Body Shop Manager Fleet Repair


Service Procedure:*** NOTICE**

Before conducting this procedure, verify that the vehicle is included in the above mentioned affected range by production date.

1. Recover the refrigerant by referring to the "Heating, Ventilation, Air Conditioning (Air Conditioner) → Air Conditioning System → Repair procedures" chapter in the applicable Work Shop Manual.
2. Record the customer's radio presets.
3. Remove the battery negative (-) terminal.
4. Loosen the nut (A) at the upper core support attaching the A/C discharge hose found.

Tightening torque:


5.1 ~ 8.0 lb-ft (6.9 ~ 10.8 N.m, 0.7 ~ 1.1 kgf.m)



5. Raise the vehicle on a vehicle lift.
6. Remove the undercover (B).

Tightening torque:

2.9 ~ 4.3lb-ft (3.9 ~ 5.9 N.m, 0.4 ~ 0.6 kgf.m)




SUBJECT:

A/C DISCHARGE HOSE REPLACEMENT (SA267)

7. After loosening the nut (C) at the compressor discharge connection, remove the A/C discharge hose (D) and discard.

Tightening torque:

5.1 ~ 8.0 lb-ft (6.9 ~ 10.8 N.m, 0.7 ~ 1.1 kgf.m)



A/C Discharge Hose

8. Install a new A/C discharge hose on the compressor and tighten/torque the nut.
9. Reinstall all removed components in the reverse order of removal, ensuring both ends of the A/C discharge hose are connected and the nuts are properly tightened/torqued.
10. Charge the system with refrigerant by referring to the "Heating, Ventilation & A/C (HVAC) → Air Conditioning System → Repair Procedure → System Charging procedures" chapter in the applicable Workshop Manual.
11. Confirm proper operation of the A/C system.
12. Reprogram the customer's radio presets, if necessary.



SUBJECT:

A/C DISCHARGE HOSE REPLACEMENT (SA267)

AFFECTED VEHICLE RANGE:

Model	Production Date Range
Sedona (YP)	March 1, 2015 through March 29, 2016

REQUIRED PART:

Part Name	Part No.	Qty.	Figure	Remarks
A/C Discharge Hose	97762 A9001FFF	1		New hose's swaging is improved
R-134a Refrigerant	UM040 CH015W	1		*Only up to a maximum of 2.48lbs (1,125g) can be claimed

*For customer complaint cases for loss of refrigerant due to leaks only; during Service Action repairs, hoses are replaced proactively even if not leaking, and therefore, the refrigerant is recoverable.

SERVICE ACTION WARRANTY CLAIM INFORMATION:

Claim Type	Causal P/N	Qty.	N Code	C Code	Repair Description	Labor Op Code	Op Time	Replacement P/N	Qty.
V	97762 A9000	0	N99	C99	(SA267) A/C Discharge Hose Replacement (including Refrigerant Recovery & Charging)	160139R0	0.9 M/H	97762 A9001FFF	1

*** NOTICE**

VIN inquiry data for this repair is provided for tracking purposes only. Kia retailers should reference **SA267** when accessing the WebDCS system.

STANDARD WARRANTY CLAIM INFORMATION:

Use this information only to file a warranty claim for which the following applies:

1. A customer complains of the same concern as described on Page 1; and
2. The VIN does not appear on the Affected Vehicles list for Service Action 267; and
3. The vehicle model year and production date range are as identified in this bulletin.

Claim Type	Causal P/N	Qty.	N Code	C Code	Repair Description	Labor Op Code	Op Time	Replacement P/N	Qty.
W	97762 A9000	0	A35	ZZ1	A/C Discharge Hose Replacement	97762F02	0.4 M/H	97762 A9001FFF	1
					A/C Refrigerant Recovery & Recharge	09760A00	0.5 M/H		