



HYUNDAI
Technical Service Bulletin

GROUP BRAKES	NUMBER 17-BR-002
DATE JULY, 2017	MODEL(S) Santa Fe Sport (AN) Santa Fe (NC)

SUBJECT: TCS UPDATE AN SANTA FE SPORT 2.0T, NC SANTA FE 3.3L

Description: This bulletin describes the procedure to update the Traction Control System (TCS) logic on some 2017-2018MY Santa Fe Sport (AN) 2.0T and Santa Fe (NC) 3.3L vehicles. This update helps reduce unnecessary TCS engagement during low speed / dry road acceleration.



Applicable Vehicles:

2017~2018MY Santa Fe Sport (AN) vehicles equipped with 2.0T engine.
 2017~2018MY Santa Fe (NC) vehicles produced from 17MY SOP to June 5, 2017.

GDS Information:

EVENT#	DESCRIPTION
444 (or later compatible event)*	DMA 2.0T-GDI TCS Control Logic Improvement (ESC)
445 (or later compatible event)*	NC 3.3GDI TCS Control Logic Improvement (ESC)

(* The latest event that appears in the ESC Auto Mode event list for the particular vehicle)

Warranty Information:

MODEL	OP CODE	OPERATION	OP TIME	CAUSAL PART	NATURE CODE	CAUSE CODE
Santa Fe Sport (AN) – <i>Without SCC/AEB</i>	58900F01	ESC Update	0.3 M/H	58920-4Z300	I14	ZZ3
Santa Fe Sport (AN) – <i>With SCC/AEB</i>				58920-4Z400		
Santa Fe (NC) – <i>Without SCC/AEB</i>				58920-B8AC0		
Santa Fe (NC) – <i>With SCC/AEB</i>				58920-B8BC0		

ROM ID Information Table:

MODEL	ENGINE	ESC P/No	ROM ID	
			OLD	NEW
Santa Fe Sport (AN)	2.0T-GDI	58920-4Z300 (Non SCC/AEB)	S36GAD1C11-2-5426 S36GAF1D12-2-5A18 S36GAF1E12-2-6C27	S36GAG1E12-2-7320
		58920-4Z400 (SCC/AEB)	S36KAD1C11-2-5429 S36KAE1C11-2-5512 S36KAG1D12-2-5A19 S36KAG1E12-2-6C28	S36KAH1E12-2-7321
Santa Fe (NC)	3.3GDI	58920-B8AC0 (Non SCC/AEB)	S46GAD1B10-2-5721 S46GAE1B10-2-5A08 S46GAF1B10-2-5A18 S46GAF1C10-2-6C29	S46GAG1C10-2-7322
		58920-B8BC0 (SCC/AEB)	S46KAD1B10-2-5725 S46KAE1B10-2-5A12 S46KAF1B10-2-5A19 S46KAF1C10-2-7102	S46KAG1C10-2-7323

Service Procedure:

NOTICE

This Service Procedure is performed using GDS-mobile. For update information and general precautions, please refer to TSB #15-GI-001.

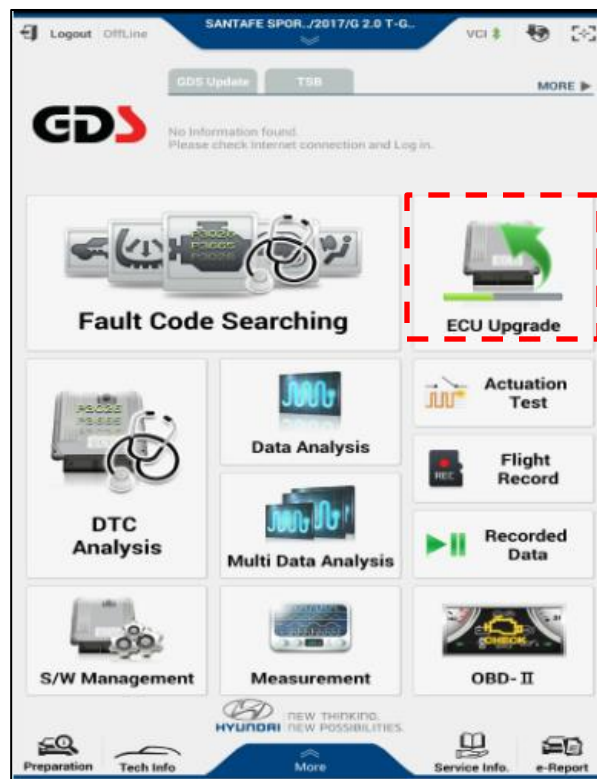
Manual mode should only be performed when the Auto update fails.

If the auto update fails, turn the ignition OFF for 10 seconds, then back ON again to reset the control unit before performing the manual update.

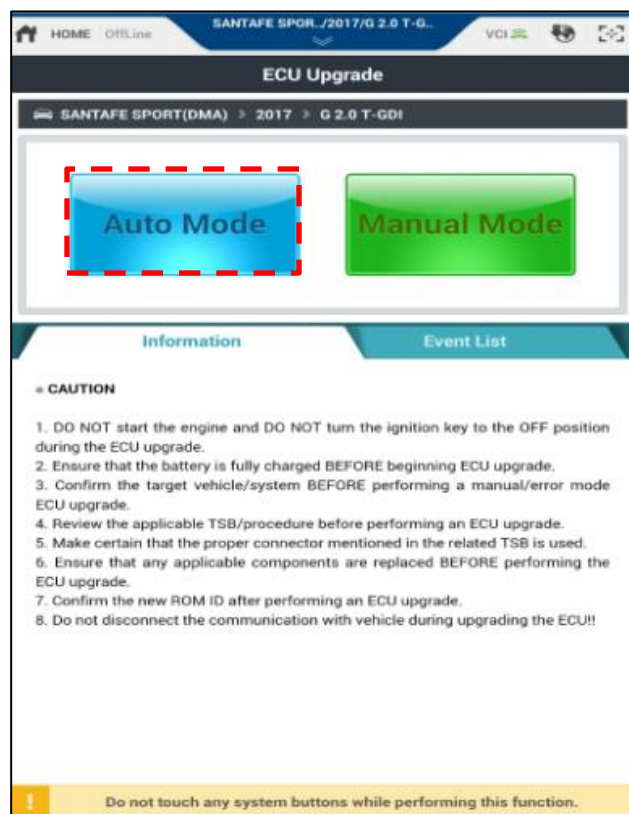
Auto Update Mode:

1. Connect a GDS (or G-Scan) tool to the vehicle.

From the home screen, select **ECU Upgrade**.



2. Select **Auto Mode**.



3. Select **ABS/ESC** system, and then click **ID Check**.

The current and target ROM IDs will be shown.

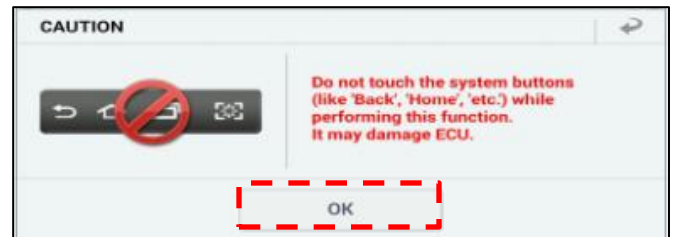
Verify the ROM IDs according to the ROM ID Information Table on page 2.

Verify the applicable event number and description is shown under **Event Group**.

Click **Upgrade** to proceed with the update.

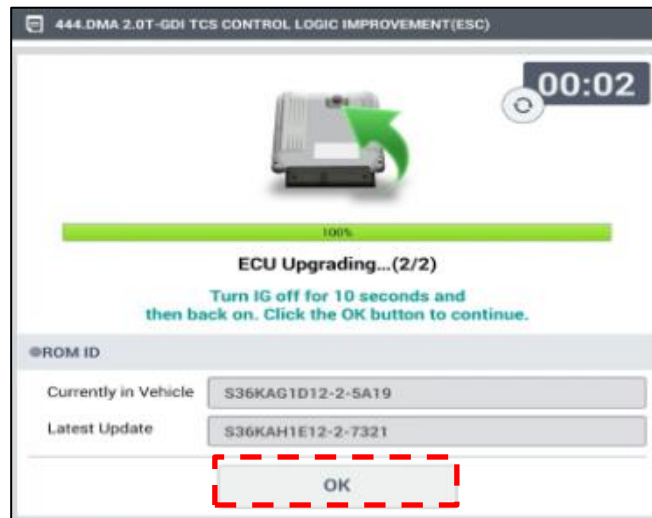


4. Read the caution message, then click **OK** to continue.



5. Once **ECU Upgrading... (2/2)** is completed, turn the ignition OFF for 10 seconds, then back on again.

Click **OK** to continue.



6. Click **OK** after update is completed.

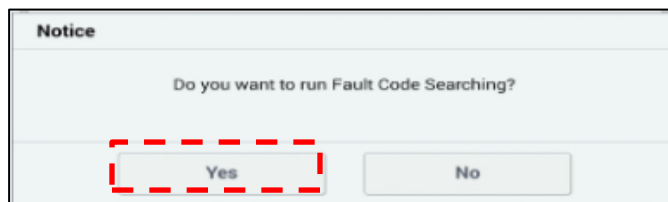


7. When prompted, click **Yes** to run fault code search.

Select all systems to check for DTCs.

Erase any DTCs found.

Start the engine and confirm proper operation of the vehicle.

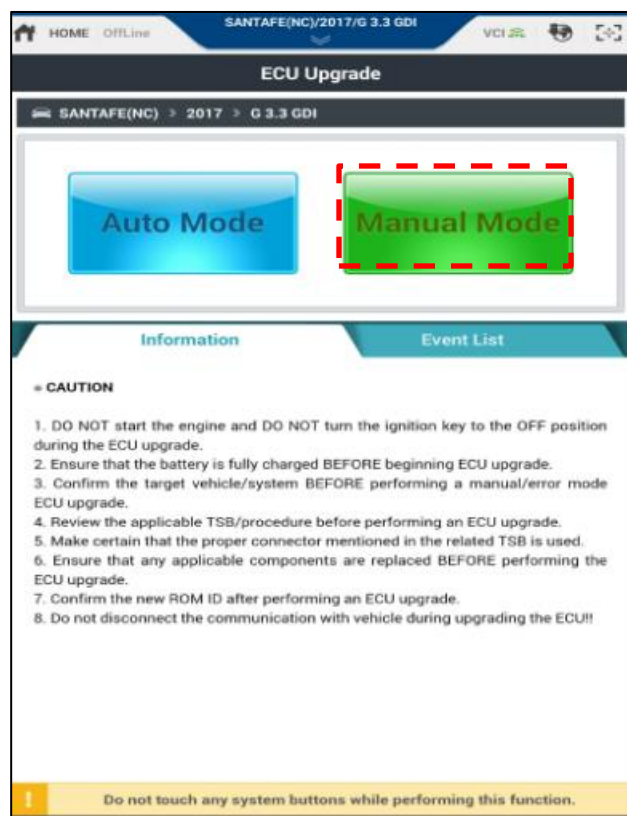
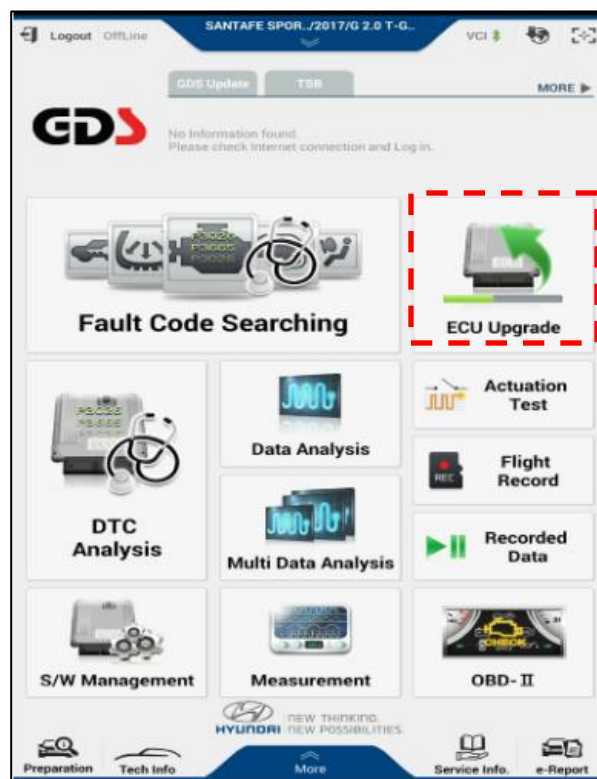


Manual Update Mode:

1. Connect a GDS (or G-Scan) tool to the vehicle.

From the home screen, select **ECU Upgrade**.

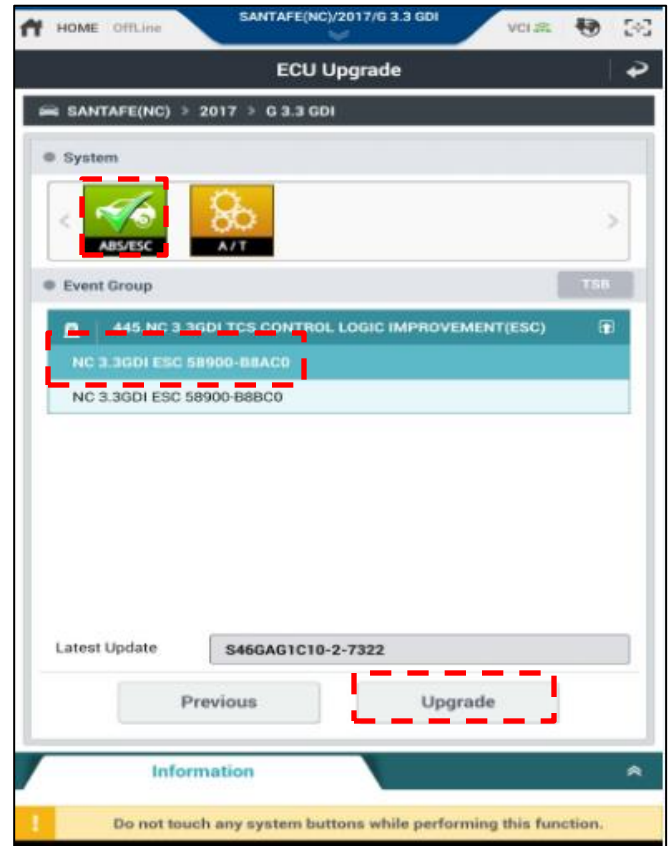
2. Select **Manual Mode**.



3. Select **ABS/ESC** system.

Select the applicable part number (with SCC/AEB or without SCC/AEB) according to the Warranty Information Table.

Click **Upgrade** to proceed with the update.



3a. One way to verify which part number is correct for a specific vehicle is to check the part number visually on the ESC module.

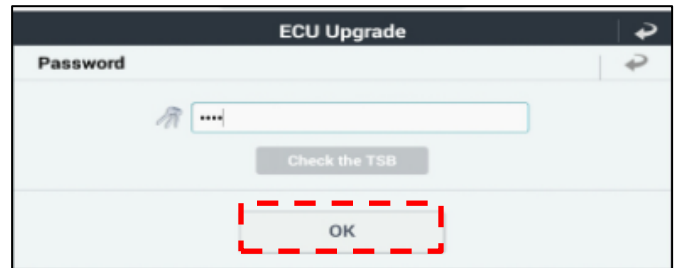
The ESC module is located at the rear of the engine compartment, on the passenger side.

Once located, inspect the part label to see the part number.





4. Input the correct password when prompted, according to the tables below, then click **OK**.



#444 Santa Fe Sport (AN)

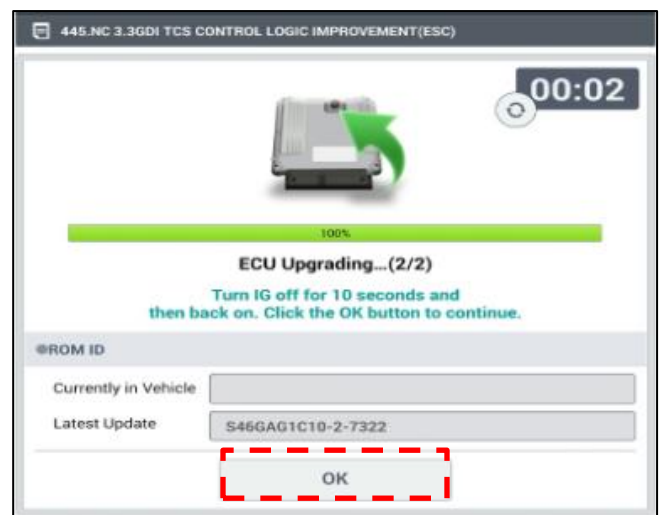
MENU	PASSWORD
DMA 2.0T-GDI ESC 58920-4Z300	4300
DMA 2.0T-GDI ESC 58920-4Z400	4400

#445 Santa Fe (NC)

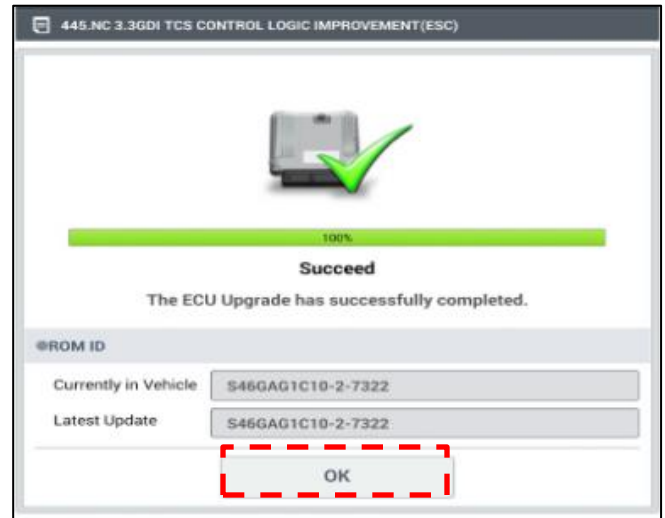
MENU	PASSWORD
NC 3.3GDI ESC 58920-B8AC0	0080
NC 3.3GDI ESC 58920-B8BC0	0081

5. Once **ECU Upgrading... (2/2)** is completed, turn the ignition OFF for 10 seconds, then back on again.

Click **OK** to continue.



6. Click **OK** after update is completed.



7. When prompted, click **Yes** to run fault code search.

Select all systems to check for DTCs.

Erase any DTCs found.

Start the engine and confirm proper operation of the vehicle.

