

Technical Service Bulletin

Mazda North American Operations
Irvine, CA 92618-2922



© 2017 Mazda Motor of America, Inc.

Subject: GRINDING NOISE FROM MANUAL TRANSMISSION IN 2ND AND/OR 3RD GEAR AND/OR HARD TO SHIFT INTO 2ND AND/OR 3RD GEAR	Bulletin No.: 05-001/17
	Last Issued: 03/17/2017

BULLETIN NOTES

This bulletin supersedes the previously issued bulletin(s) listed below. The changes are noted in Red.

Previous TSBs:	Date(s) Issued:
05-001/17	02/15/17
05-007/16	12/07/16, 11/11/16 and 10/28/16

APPLICABLE MODEL(S)/VINS

2016-2017 MX-5 vehicles with VINs lower than JM1ND****H*121392 (produced before September 6, 2016)

DESCRIPTION

Some vehicles may exhibit one or more of the following symptoms with the manual transmission.

- A grinding noise occurs when the transmission is shifted from 1st to 2nd and/or from 2nd to 3rd gear or in the neutral position with the engine idling.
- It is impossible to shift into 2nd and/or 3rd gear while there is no problem shifting into other gears.

This may be caused by damage to 2nd and/or 3rd gears if the vehicle was driven with rapid acceleration and deceleration using frequent shift changes. To eliminate this concern, the configuration of the 2nd and 3rd gears has been changed to increase the rigidity.

NOTE: Transmissions with the serial No. "6TJ0701679" or higher are modified.



Customers having this concern should have their vehicle repaired using the following repair procedure.

CONSUMER NOTICE: The information and instructions in this bulletin are intended for use by skilled technicians. Mazda technicians utilize the proper tools/equipment and take training to correctly and safely maintain Mazda vehicles. These instructions should not be performed by "do-it-yourselfers." Customers should not assume this bulletin applies to their vehicle or that their vehicle will develop the described concern. To determine if the information applies, customers should contact their nearest authorized Mazda dealership. Mazda North American Operations reserves the right to alter the specifications and contents of this bulletin without obligation or advance notice. All rights reserved. No part of this bulletin may be reproduced in any form or by any means, electronic or mechanical---including photocopying and recording and the use of any kind of information storage and retrieval system ---without permission in writing.

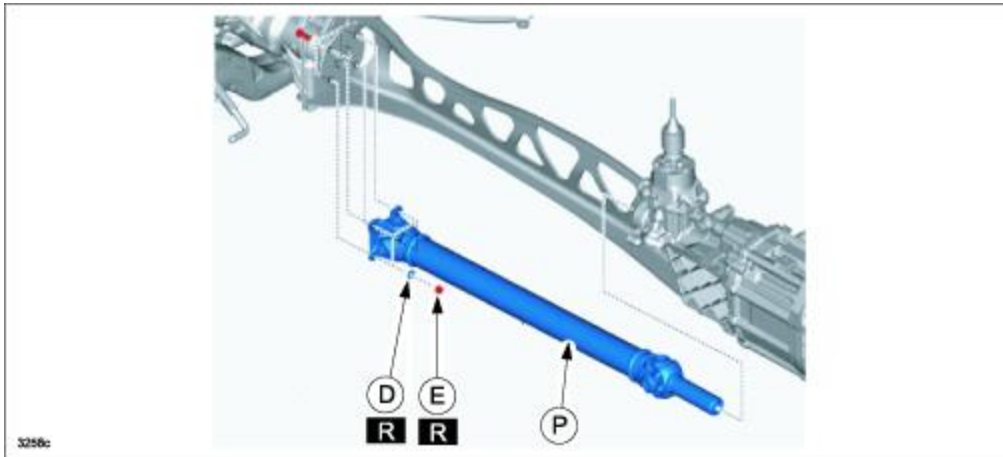
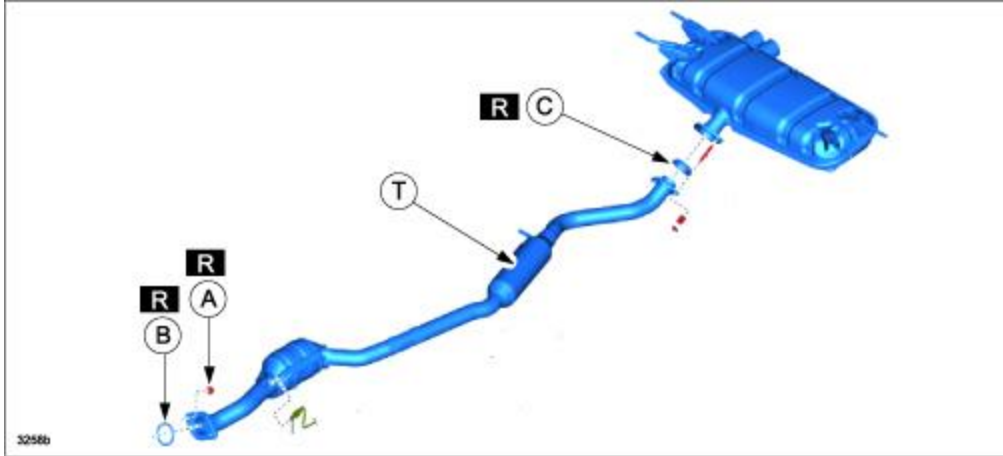
REPAIR PROCEDURE

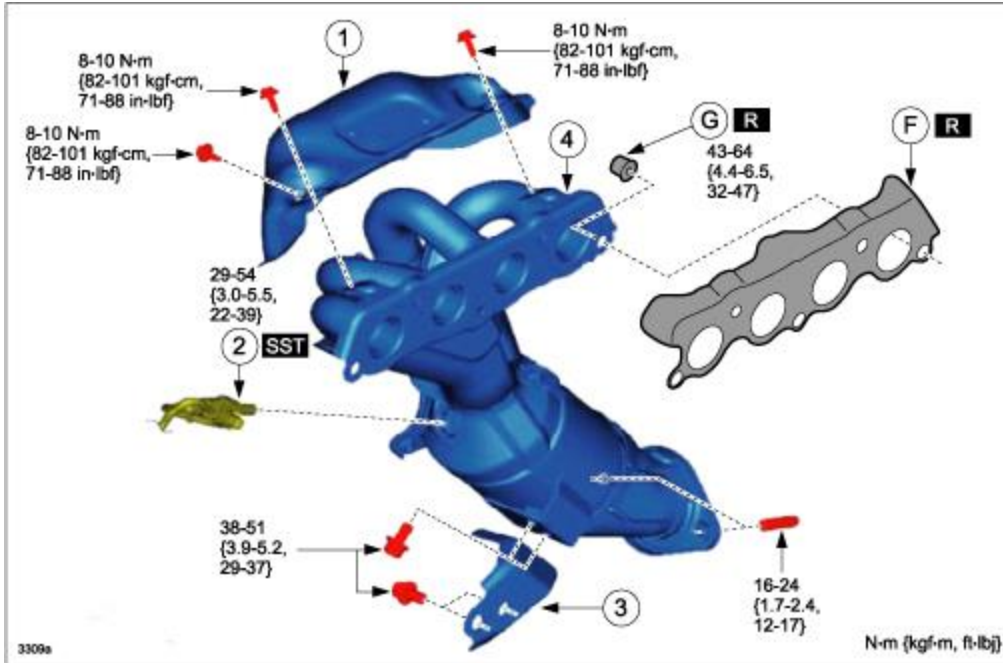
1. Verify the customer concern.
2. Replace the complete manual transmission with a modified one according to the instructions on MS3 (TRANSMISSION REMOVAL/INSTALLATION [M66M-D]).
3. Verify the repair.

PARTS INFORMATION

Parts Number	Description	Qty.	Notes
M602-03-000	Manual Transmission Complete	1	Manual transmission replacement requires MASH authorization.
9994-61-000	Nut, TWC (T)	2	A
PE23-40-305	Nut, TWC (T)	1	B
RFK2-40-581	Seal Ring, TWC (T)	1	C
1368-25-124	Nut, Propeller Shaft (P)	4	D
9997-11-000	Spring Washer, Propeller Shaft (P)	4	E
PEJ5-13-460	Gasket, Exhaust Manifold (2.0L)	1	F
PYB1-01-006	Nut, Exhaust Manifold	5	G

Replacement Parts Location





WARRANTY INFORMATION

NOTE:

- This warranty information applies only to verified customer complaints on vehicles eligible for warranty repair.
- This repair will be covered under Mazda's Powertrain Limited Warranty term.
- Manual transmission replacement requires MASH authorization. Contact MASH at 888-832-8477, option 2, to obtain prior authorization.
- Additional diagnostic time cannot be claimed for this repair.

Warranty Type	A
Symptom Code	24
Damage Code	9A
Part Number Main Cause	M602-03-000
Quantity	1
Operation Number / Labor Hours:	XXM9GARX / 4.7 Hrs. (Without front suspension tower bar) XXM9GBRX / 4.8 Hrs. (With front suspension tower bar)