

Technical Service Bulletin

Mazda North American Operations
Irvine, CA 92618-2922



© 2017 Mazda Motor of America, Inc.

Subject: ALUMINUM WHEEL PAINT DAMAGE (BLACK SPOT, WHITE SPOT, FLAKING, DISCOLORED, BLACKENED)	Bulletin No.: 02-002/17
	Last Issued: 03/09/2017

BULLETIN NOTES

This bulletin supersedes the previously issued bulletin(s) listed below: The changes are noted in Red.

Previously issued TSBs:	Date issued:
02-002/17	01/06/2017

APPLICABLE MODEL(S)/VINS

2014-2016 Mazda3 Mexico Spec.vehicles with VINs lower than JM1 BM***** 355940 (produced before June 23, 2016)



2016 Mazda6 vehicles with VINs JM1 GJ ***** 400001 through 488592 (produced from November 25, 2014) through June 30, 2016)

2017 Mazda6 vehicles with VINs lower than JM1 GL ***** 110566 (produced before September 09, 2016)

DESCRIPTION

Some vehicles may exhibit an aluminum alloy type wheel(s) having one of the following paint damage conditions shown in the sample photos below. The damage extends to the front surface of the aluminum wheel partly or entirely.

CONSUMER NOTICE: The information and instructions in this bulletin are intended for use by skilled technicians. Mazda technicians utilize the proper tools/equipment and take training to correctly and safely maintain Mazda vehicles. These instructions should not be performed by "do-it-yourselfers." Customers should not assume this bulletin applies to their vehicle or that their vehicle will develop the described concern. To determine if the information applies, customers should contact their nearest authorized Mazda dealership. Mazda North American Operations reserves the right to alter the specifications and contents of this bulletin without obligation or advance notice. All rights reserved. No part of this bulletin may be reproduced in any form or by any means, electronic or mechanical---including photocopying and recording and the use of any kind of information storage and retrieval system ---without permission in writing.



Black Spot	White Spot	Flaking
		
Discolored	Blackened	
		

Customers having this concern should have their vehicle repaired using the following repair procedure.

REPAIR PROCEDURE

1. Verify customer concern.
2. Is the **aluminum alloy type** wheel concern caused by an outside influence?
 - No - Go to step 3.
 - Yes - This service bulletin does not apply.
3. Replace the affected aluminum wheel(s). Refer to MS3 online Workshop Manual WHEEL BALANCE ADJUSTMENT (ALUMINUM ALLOY WHEEL).
4. Verify repair.

PARTS INFORMATION

New Part Number	Old Part Number	Description	Qty.	Notes	Image
9965-20-7590	9965-12-7590	ALUMINUM WHEEL	1 - 4	Mazda6 19 inch alloy with dark silver finish	
9965-59-7080	9965-29-7080 9965-46-7080	ALUMINUM WHEEL	1 - 4	Mazda3 Mexico only 18 inch alloy	

WARRANTY INFORMATION

NOTE:

- This warranty information applies only to verified customer complaints on vehicles eligible for warranty repair.
- This repair will be covered under Mazda's New Vehicle Limited Warranty term.
- Additional diagnostic time cannot be claimed for this repair.

Warranty Type	A
Symptom Code	52
Damage Code	9X
Part Number Main Cause	9965-20-7590
Quantity	1 - 4
Operation Number / Labor Hours:	XXMB8ARX, 0.4 Hrs. (Replace one wheel) XXMB8BRX, 0.7 Hrs. (Replace two wheels) XXMB8CRX, 0.9 Hrs. (Replace three wheels) XXMB8DRX, 1.1 Hrs. (Replace four wheels)

NOTE: If wheel replacement is performed by an independent tire shop, enter the actual repair cost with the sublet code "Z9".