



GROUP
CLI

MODEL
2017MY Sportage
(QL)

NUMBER
035

DATE
March 2017

TECHNICAL SERVICE BULLETIN

SUBJECT: A/C EVAPORATOR CORE REPLACEMENT

This bulletin provides information about the A/C evaporator core replacement on certain 2017MY Sportage (QL) vehicles, produced between December 10, 2015 and December 12, 2016, which may exhibit poor A/C performance due to a refrigerant leak caused by a defective tube weld at the A/C evaporator core. To correct this condition, follow the procedure outlined in this bulletin.



* NOTICE

- Verify that the vehicle is included in the above mentioned affected range by production date before conducting this procedure.
- Prior to replacing the evaporator core, please ensure a proper diagnostic leak test has been conducted and a leak has been confirmed to be located within the heater unit utilizing the correct SSTs (refer to TSB SST 043, TSB SST 044r1, TSB SST 045).

File Under: <Climate>


Circulate To: General Manager Service Manager Parts Manager

Service Advisors Technicians Body Shop Manager Fleet Repair


SUBJECT: A/C EVAPORATOR CORE REPLACEMENT

Service Procedure:

1. Recover the refrigerant by referring to "Heating, Ventilation, Air Conditioning (Air Conditioner) → Air Conditioning System → Repair procedures" chapter in the applicable Workshop Manual found on KGIS.
2. Remove the evaporator core assembly by referring to "Heating, Ventilation and Air Conditioning → Air Conditioning System → Evaporator Core → Repair procedures" chapter in the applicable Workshop Manual found on KGIS.
3. Disconnect connector (A).
Remove the evaporator temperature sensor.




4. Loosen the nine (9) heater-cover fixing screws (B) and remove the lower cover.



SUBJECT:**A/C EVAPORATOR CORE REPLACEMENT**

5. Remove the evaporator core (C) from the heater unit.



6. Replace the evaporator core with a new one.

Install all the other parts in the reverse order of removal.



7. Recharge the A/C system to the correct refrigerant specifications.

**Refrigerant Specification:
(550g ± 25g)**

8. Verify proper A/C system operation.



SUBJECT:

A/C EVAPORATOR CORE REPLACEMENT

AFFECTED VEHICLE RANGE:

Model	Production Date Range
Sportage (QL)	December 10, 2015 ~ December 12, 2016

REQUIRED PARTS:

Part Name	Part Number	Figure
Evaporator Core	97139 D3000FFF	
R-1234yF * Refrigerant	UM016 CH113	

WARRANTY INFORMATION:

Claim Type	Causal P/N	Qty.	N Code	C Code	Repair Description	Labor Op Code	Op Time	Replacement P/N	Qty.
W	97139 D3000	0	B25	ZZ8	CLI 035 Evaporator Core Replacement (includes evacuation and recharging)	97139F01	4.6 M/H	97139 D3000FFF	1

* Please refer to warranty bulletin 2016-05 for the proper refrigerant reimbursement submission. The claim may be subject to charge-back if excessive quantity is charged.