



SERVICE BULLETIN

Classification: EC13-014e	Reference: NTB13-097e	Date: March 30, 2017
------------------------------	--------------------------	-------------------------

ALL MODEL YEAR 2012 AND NEWER NISSAN VEHICLES; EVAP LEAK DTC P0442, P0455, P0456 INFORMATION

This bulletin has been amended. The bulletin now includes vehicles in production as of the date of this update. No other changes have been made. Please discard all previous versions of this bulletin.

APPLIED VEHICLES: All model year 2012 and newer Nissan vehicles
except LEAF and Titan XD with V8 diesel engine

SERVICE INFORMATION

All model year 2012 and newer Nissan vehicles have a warning indicator in the instrument area to alert the driver of a loose fuel filler cap (see Figure 1 example).




Figure 1

- If a vehicle displays a Loose Fuel Filler Cap warning light or message, the driver should safely stop the vehicle and make sure the fuel filler cap is installed correctly.
- **Make sure the customer is informed of the proper fuel filler cap installation.**
- Customers should refer to their vehicle’s Owner’s Manual for specific details on the “LOOSE FUEL CAP” warning system and fuel filler cap installation.

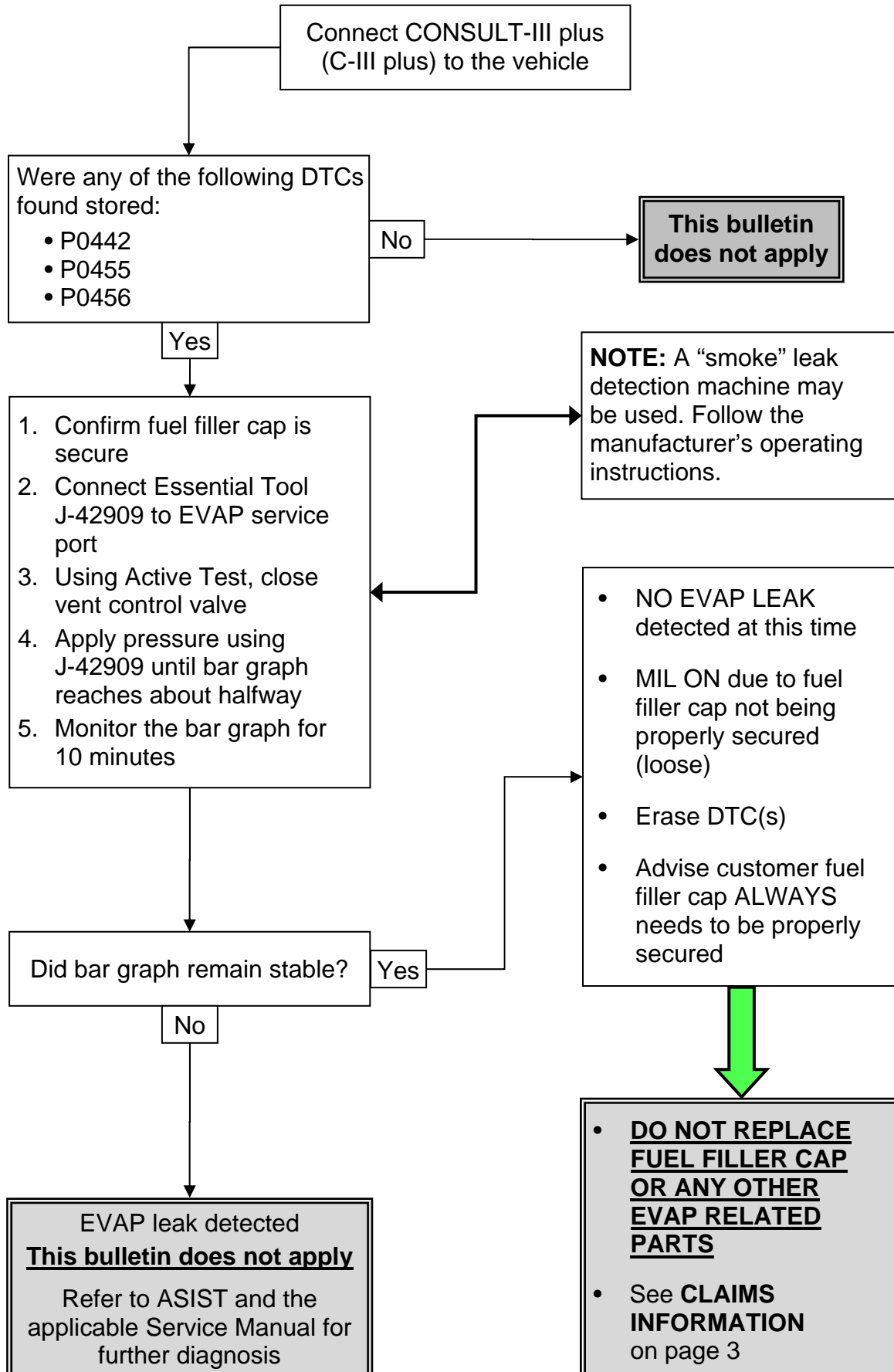
If a fuel filler cap is left loose for multiple trips, DTCs will be stored and the MIL will illuminate.

- If one or more of these EVAP leak DTCs are stored (**P0442, P0455, P0456**), **a loose fuel filler cap may be the cause.**
- If P0442, P0455, and/or P0456 is found stored, begin vehicle EVAP system diagnosis using the **FLOW CHART** on the next page.
 - A test drive is not part of the DTC confirmation or diagnostic procedures for these DTCs.
 - Test driving the vehicle for these DTCs will only waste time.
 - The diagnostic procedure in this bulletin must be used for these DTCs for an effective repair.

NOTE: Any parts replaced under warranty for repair of these DTCs are on automatic parts return to NNA for inspection. Any part found to be functional will cause a charge-back to the dealer.

Nissan Bulletins are intended for use by qualified technicians, not 'do-it-yourselfers'. Qualified technicians are properly trained individuals who have the equipment, tools, safety instruction, and know-how to do a job properly and safely. **NOTE:** If you believe that a described condition may apply to a particular vehicle, DO NOT assume that it does. See your Nissan dealer to determine if this applies to your vehicle.

FLOW CHART



EVAP System Operation

- Fuel vapor flows from fuel tank into canister (light blue area)
- Vapor flows from canister through purge control valve (red line)
- Fresh air flows into canister (green line)

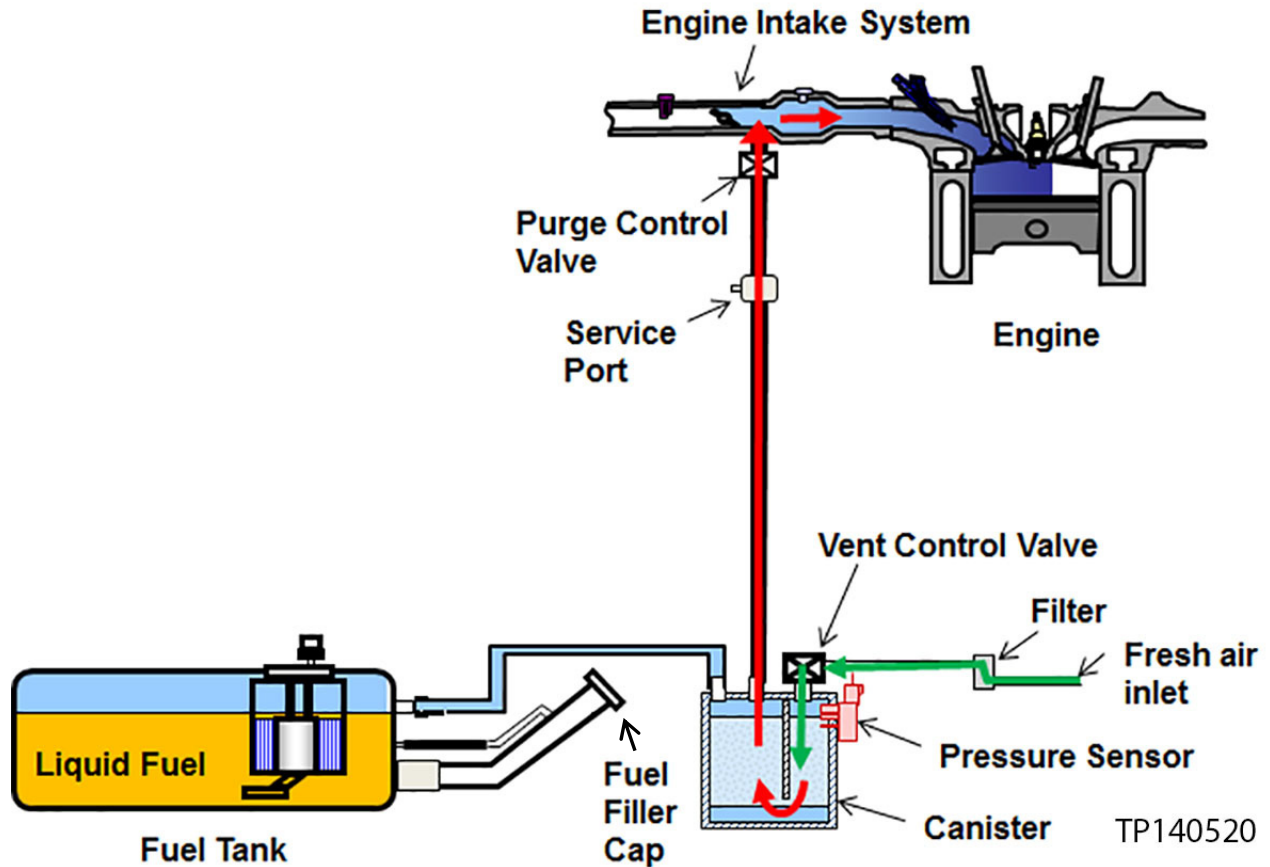


Figure 2

CLAIMS INFORMATION

Submit a Primary Part (PP) type line claim using the following claims coding:

DESCRIPTION	PFP	OP CODE	SYM	DIA	FRT
EVAP System Leak Test	(1)	FX47AA	ZE	32	0.4

(1) Refer to the electronic parts catalog (FAST or equivalent) and use the Fuel Cap part number (17251-xxxxx) as the primary failed part.