



Ferrari North America

Technical Information

Date:	December 2016
Bulletin #:	2388
Campaign #:	
Supersedes:	
Section:	1

Model Type: California T
Model Year: All
Subject: Engine Oil Filter

To help ensure that the correct spare parts are ordered and that the respective component is replaced correctly during scheduled maintenance services, please note that **engine oil filter** and the relative mount have been changed from **Engine No. 276758**.


The correct part numbers to order in accordance with engine number are indicated in the respective table in the spare parts catalog of the **California T**.

The part numbers to be installed in accordance with engine number are also indicated herein. These directions must be observed when replacing the parts during scheduled maintenance services to ensure that the correct part is used. To facilitate identification, the visual differences between the components are also described below.




Ferrari North America

OIL FILTER Part No. 280901 (OLD)
UP TO Engine No. 276757



OIL FILTER Part No. 295948 (NEW)
FROM Engine No. 276758



- The OLD oil filter Part No. 280901 was used UP TO Engine No. 276757 — Fig. 1.
- The NEW oil filter Part No. 295948 has been used FROM Engine No. 276758 — Fig. 2.

The two filters are identifiable by the part number indicated on the base of the filter itself (as shown in example in Fig. 3), and also by the shoulder with O-ring indicated in Fig. 2, which is only present on the NEW filter Part No. 295948, and absent on the OLD filter.



Ferrari North America




Fig. 3

- IMPORTANT -

Each filter has a specific mount.

ALWAYS REPLACE AN OIL FILTER WITH A NEW COMPONENT OF THE SAME TYPE AND WITH THE SAME SPARE PARTS NUMBER. REFER TO THE SPARE PARTS CATALOG TO BE SURE THAT THE CORRECT PART IS USED.

When replacing the engine oil filter, always make sure that the new component installed is correct for the recipient engine.

The correct part numbers to order in accordance with engine number are indicated in full in the Spare Parts catalog of the Technical Documentation.


As mentioned previously, each of the two filters has a specific mount. These mounts are identifiable by the part number indicated on the exterior of the mount and also by the inner groove indicated in Fig. 5, which is only present on the specific NEW mount Part No. 295277, and not on the OLD mount.

- The OLD oil filter mount Part No. 286093 was used UP TO Engine No. 276757 – Fig. 4.
- The NEW oil filter mount Part No. 295277 has been used FROM Engine No. 276758 – Fig. 5.





Ferrari North America

OIL FILTER MOUNT Part No. 286093
(OLD) UP TO Engine No. 276757



OIL FILTER MOUNT Part No. 295277
(NEW) FROM Engine No. 276758





Ferrari North America

- IMPORTANT -

The OLD oil filter mount, Part No. 286093, IS NO LONGER ORDERABLE as a spare part.

Should it be necessary to replace an OLD filter mount, order the NEW oil filter mount, Part No. 295277 + the complete oil filter, Part No (NEW oil filter + plug).

Always refer to the specific spare parts table in the Technical Documentation of the relative model.

- IMPORTANT -

If the OLD engine oil filter mount is replaced with a NEW mount with the relative NEW filter on an engine with an engine number UP TO 276757, the filter must only be replaced with a NEW oil filter, Part No. 295948, for all subsequent replacements.

- IMPORTANT -

For more information and for any further updates, refer to the specific spare parts table in the Technical Documentation of the relative model.

Thank you for your co-operation