

TECHNICAL BULLETIN

LTB00774NAS2

25 APR 2016



© Jaguar Land Rover North America, LLC

NOTE: The information in Technical Bulletins is intended for use by trained, professional Technicians with the knowledge, tools, and equipment required to do the job properly and safely. It informs these Technicians of conditions that may occur on some vehicles, or provides information that could assist in proper vehicle service. The procedures should not be performed by 'do-it-yourselfers'. If you are not a Retailer, do not assume that a condition described affects your vehicle. Contact an authorized Land Rover service facility to determine whether this bulletin applies to a specific vehicle.

This reissue replaces all previous versions. Please destroy all previous versions.

Changes are highlighted in gray

SECTION: 211-04

Heated Steering Wheel Not Operating Correctly

AFFECTED VEHICLE RANGE:

Range Rover Sport (LW)

Model Year: 2014-2015
VIN: 001154-519362
Assembly Plant: Solihull

Range Rover Sport (LW)

Model Year: 2014-2015
VIN: 600009-615620
Assembly Plant: Solihull

Range Rover (LG)

Model Year: 2013-2015
VIN: 001204-216716
Assembly Plant: Solihull

MARKETS:

NAS

CONDITION SUMMARY:

Situation: The Heated Steering Wheel (HSW) may operate when not requested.

Cause: This may be caused by a software error in the Steering Wheel Heater Control Module (SWH).

Action: Should a customer express this concern, follow the Service Instruction outlined below.

PARTS:

LR077225	Steering wheel electrical wiring harness - Without paddle switches - 2015MY-onwards	Quantity: 1
LR077224	Steering wheel electrical wiring harness - With paddle switches - 2015MY-onwards	Quantity: 1
LR083855	Steering wheel electrical wiring harness - Without paddle switches - 2013-2014MY	Quantity: 1
LR083856	Steering wheel electrical wiring harness - With paddle switches - 2013-2014MY	Quantity: 1

TOOLS:

Refer to Workshop Manual for any required special tools.

SECTION: 211-04

WARRANTY:

△ **NOTE:** Repair procedures are under constant review, and therefore times are subject to change; those quoted here must be taken as guidance only. Always refer to TOPIx to obtain the latest repair time.

△ **NOTE:** DDW requires the use of causal part numbers. Labor only claims must show the causal part number with a quantity of zero.

DESCRIPTION	SRO	TIME (HOURS)	CONDITION CODE	CAUSAL PART
Harness - steering wheel - renew	86.70.37	0.4	42	LR050943

△ **NOTE:** Normal Warranty procedures apply.

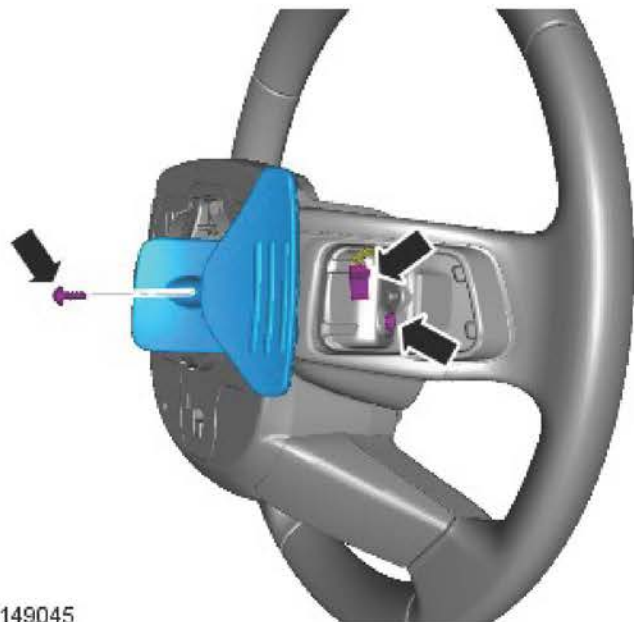
SERVICE INSTRUCTION:

1. Remove the driver airbag module (see TOPIx Workshop Manual section 501-20B: Supplemental Restraint System).

2. △ **NOTE:** Step 2 for vehicles with paddle shift only.

△ **NOTE:** Left-hand paddle switch shown; right-hand paddle shift similar.

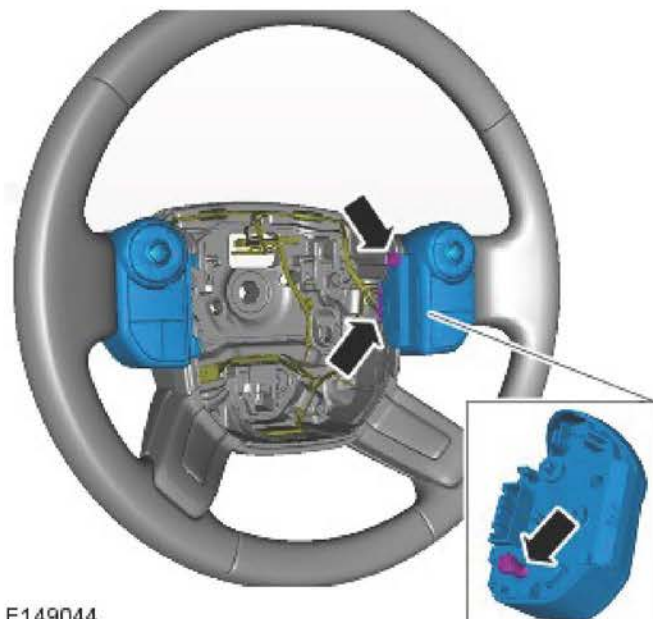
Remove the transmission paddle switches.



E149045

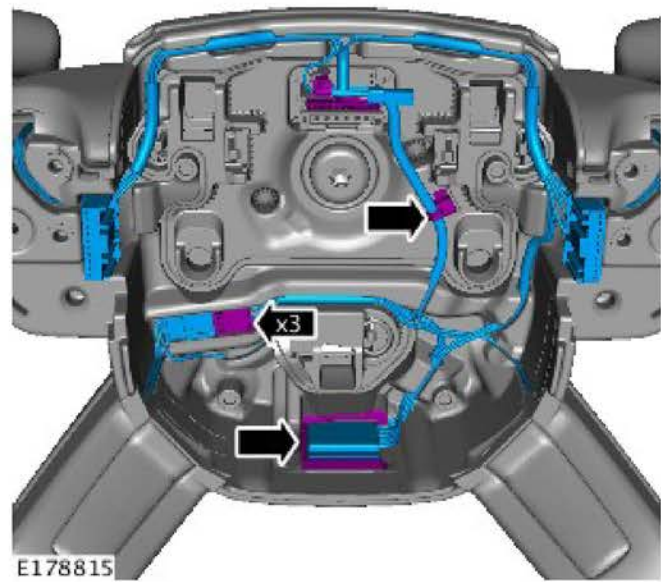
3. △ **NOTE:** Right-hand switch shown; left-hand switch similar.

Remove the steering wheel switches.



E149044

4. Remove the steering wheel electrical wiring harness.



- 5.** To install, reverse Steps 1-4.