



TECHNICAL SERVICE INFORMATION BULLETIN

TSIB 16-01 rev A

July 8, 2016

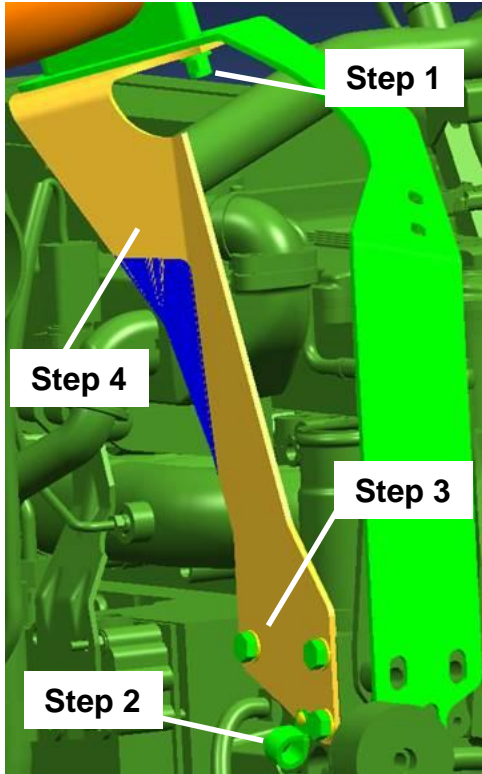
TO:	All Operators
TITLE:	Rework existing exhaust tube support bracket for updated Cummins EGR cooler installation
APPLICABILITY:	All New Flyer Diesel Low Floor Buses built before Sept 2010 with engines meeting the 2007 or 2010 EPA emissions certification

It has come to the attention of New Flyer (NF) Customer Service that when installing the new Cummins field replacement EGR cooler (Cummins PN 5343328) into a New Flyer Low Floor (LF) style bus, the EGR cooler makes contact with the existing exhaust tube support bracket (NF PN 315247). This affects LF buses built before Sept 2010 with diesel engines meeting the 2007 or 2010 EPA emissions certification.

When replacing the original EGR cooler with a new Cummins EGR cooler (Cummins PN 5343328) the exhaust support bracket (NF PN 315247) will need to be reworked, as per the following instructions, to fit properly. As an alternative to the rework of the existing bracket, you may order a new revised bracket (NF PN 315247 Revision G) as a direct replacement.

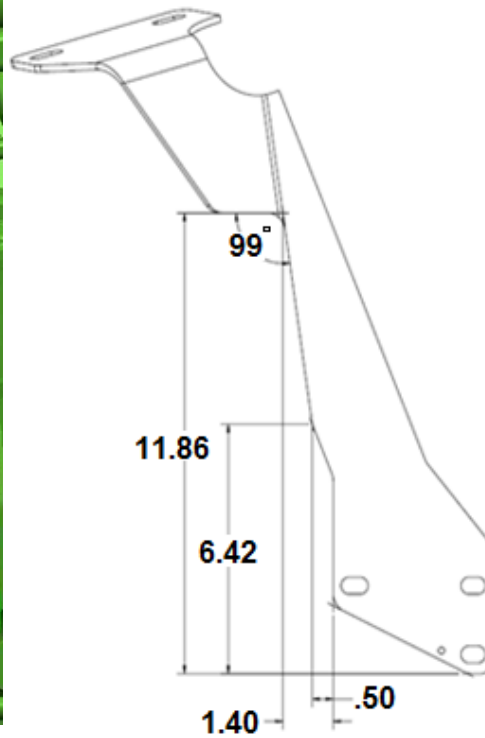
1. Remove and save the existing U-bolt hardware. See Figure 1 on page 2.
2. Remove and save any hose and/or cable support p-clips and mounting hardware. Tie back any loose hose and/or cables that may interfere with the bracket removal. See Figure 1 on page 2.
3. Remove and save the existing bracket mounting hardware. See Figure 1 on page 2.
4. Bracket must be removed to be reworked. Using a band saw or die grinder rework the existing bracket by removing the area, as shown in Figure 2 on page 2. Using a zinc rich primer, prime any bare metal left from the removal process before reinstallation to prevent corrosion.
5. Install reworked bracket using existing hardware, removed in Step 3. See Figure 3 on page 2. Torque hardware to 35 ft-lb.
6. Install the U-bolt hardware, removed in Step 1.
7. Re-install the hose and/or cable support p-clips and mounting hardware, removed in Step 2.

Figure 1



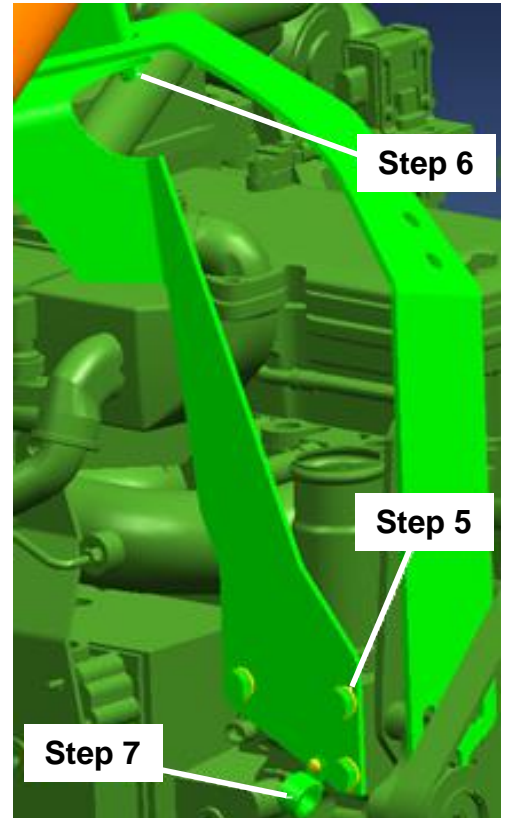
**Existing Bracket
with cut outs shown**

Figure 2



P/N 315247 Modified

Figure 3



Reworked Bracket

Direct all inquiries regarding this bulletin to:

Ted Kosokowsky
 Technical Service Manager
 New Flyer Service Organization
 Phone: (204) 224-6859
 Email: Ted_Kosokowsky@newflyer.com