

Subject: LDWS OR HBC WARNING LIGHT ON WITH DTC C1001:92	Bulletin No: 15-001/16
	Last Issued: 03/31/2016

BULLETIN NOTE

This bulletin supersedes the previously issued bulletin(s) listed below: The changes are noted in Red beside the change bars.

Previously issued TSBs:	Date issued:
15-001/16	01/11/2016
15-001/15	10/14/2015

APPLICABLE MODEL(S)/VINS

2016 CX-3 vehicles equipped with Mazda Radar Cruise Control (MRCC) system and VINs lower than JM1 DK ***** 110912 (produced before July 22, 2015)

2016 CX-3 vehicles without MRCC system and VINs lower than JM1 DK ***** 130336 (produced before December 21, 2015)



2016 CX-5 vehicles with VINs from JM3 KE ***** 600001-688684 (produced before July 06, 2015)

2016 Mazda6 vehicles with VINs from JM1 GJ ***** 400001-440633 (produced before July 06, 2015)

2016 MX-5 vehicles with VINs lower than JM1 ND ***** 109026 (produced before December 17, 2015)

DESCRIPTION

Some vehicles may experience one of the following 2 symptoms, even though the windshield is clear:

	Model	Symptom	Warning Light
1	CX-3 CX-5 Mazda6 MX-5	Lane Departure Warning System (LDWS) warning light turns ON while stopping or driving at a very slow speed. DTC C1001:92 (Poor functioning of Forward Sensing Camera (FSC)) is stored in memory.	
2	CX-3 CX-5 Mazda6 MX-5	High Beam Control (HBC) System warning light turns ON while stopping or driving at a very slow speed. DTC C1001:92 (Poor functioning of Forward Sensing Camera (FSC)) is stored in memory.	

Under certain driving conditions, the Forward Sensing Camera (FSC) may detect a dirty windshield (not clear).

Customers having this concern should have their vehicle repaired using the following repair procedure.

CONSUMER NOTICE: The information and instructions in this bulletin are intended for use by skilled technicians. Mazda technicians utilize the proper tools/equipment and take training to correctly and safely maintain Mazda vehicles. These instructions should not be performed by "do-it-yourselfers." Customers should not assume this bulletin applies to their vehicle or that their vehicle will develop the described concern. To determine if the information applies, customers should contact their nearest authorized Mazda dealership. Mazda North American Operations reserves the right to alter the specifications and contents of this bulletin without obligation or advance notice. All rights reserved. No part of this bulletin may be reproduced in any form or by any means, electronic or mechanical---including photocopying and recording and the use of any kind of information storage and retrieval system ---without permission in writing.

REPAIR PROCEDURE


NOTE FOR CUSTOMER: The FSC may not work properly under the conditions:

- The windshield is not clear.
- The FSC lens is not clear.
- Driving in heavy rain, dense fog or snow, or into the sun.
- Driving on a road with no or blurred road lane markings.

When the windshield becomes foggy in the winter time or other cold weather conditions and LDWS/HBC warning lights turn on, drive with the defroster on for about 10 minutes. This will help clear the foggy windshield at the FSC.

1. Verify customer concern.
2. Replace the forward sensing camera (FSC). Refer to MS3 online or Workshop Manual section 15-20:
 - CX-3 (w/MRCC) - FORWARD SENSING CAMERA (FSC) REMOVAL/INSTALLATION
 - CX-5 - FORWARD SENSING CAMERA (FSC) REMOVAL/INSTALLATION
 - Mazda6 - FORWARD SENSING CAMERA (FSC) REMOVAL/INSTALLATION
 - **MX-5 - FORWARD SENSING CAMERA (FSC) REMOVAL/INSTALLATION**
3. Verify repair.

PART(S) INFORMATION

Model	Part Number	Description	Qty.	Notes
CX-3	DD2J-67-XCX	CAMERA, FORWARD SENSING	1	<p>With MRCC</p> <p>Modified part can be identified with following conditions:</p> <ul style="list-style-type: none"> - Last three digits of Serial Number (A) are 200 or later. - Last three digits of Serial Number (A) are 100 and a green dot marking (B) on the label. 
CX-3	DB2R-67-XCXB	CAMERA, FORWARD SENSING	1	Without MRCC
CX-5 Mazda6	GMG6-67-XCXC	CAMERA, FORWARD SENSING	1	With SBS
	GML8-67-XCXC	CAMERA, FORWARD SENSING	1	Without SBS
MX-5	N243-67-XCXA	CAMERA, FORWARD SENSING	1	---

NOTE: Use GEPC with VIN to lookup the latest part number.

WARRANTY INFORMATION

NOTE:

- This warranty information applies only to verified customer complaints on vehicles eligible for warranty repair.
- This repair will be covered under Mazda's New Vehicle Limited Warranty term.
- Additional diagnostic time cannot be claimed for this repair.

	CX-3	MX-5	CX-5, Mazda6
Warranty Type	A	A	A
Symptom Code	6X	6X	6X
Damage Code	9W	9W	9W
Diagnostic Trouble Code (DTC)	C1001:92	C1001:92	C1001:92
Part Number Main Cause	DD2J-67-XCX or DB2R-67-XCXB	N243-67-XCXA	GMG6-67-XCXC or GML8-67-XCXC
Quantity	1	1	1
Operation Number / Labor Hours:	XXL7TXRX / 0.4 Hrs.	XXL7TXRX / 0.5 Hrs.	XXL7TXRX / 0.5 Hrs.

NOTE:

- Warranty claim submission will require entry of a valid DTC.
- Labor Hours includes DTC reading and FSC aiming.
- **Attach respective log file of M-MDS session.**