



GM Bulletin No.: 15118A
Date: March 2016

Service Bulletin

SERVICE UPDATE

SUBJECT: Service Update for Inventory and Customer Vehicles
Engine Block Heater Cord
Expires with Base Warranty

MODELS: 2015 Chevrolet Colorado
2015 GMC Canyon
Equipped with Engine Block Heater (RPO K05)

This bulletin has been revised to correct part number descriptions and quantities in the Part Information section, and revise steps 7, 8, and 10 in the Service Procedure. Please discard all copies of bulletin 15118.

This service update includes vehicles in dealer inventory and customer vehicles that return to the dealership for any reason. This bulletin will expire at the end of the involved vehicle's New Vehicle Limited Warranty period.

PURPOSE

This bulletin provides a service procedure to inspect the engine block heater cord for damage, and reroute the cord on **certain** 2015 model year Chevrolet Colorado and GMC Canyon vehicles equipped with engine block heater (RPO K05). The current routing of the cord may place the cord in close proximity to the exhaust system and cause melting of the cord.

This service procedure should be completed as soon as possible on involved vehicles currently in dealer inventory and customer vehicles that return to the dealer for any type of service during the New Vehicle Limited Warranty coverage period.

VEHICLES INVOLVED

All involved vehicles are identified by VIN in the Global Warranty Management System – Investigate Vehicle History Application. Dealership technicians should always check this site to confirm vehicle involvement prior to beginning any required inspections and/or repairs. It is important to routinely use this tool to verify eligibility because not all similar vehicles may be involved regardless of description or option content.

Additionally, a list of involved vehicles currently in dealer inventory is available on the “Service Update Bulletin Information” link under the “Service” tab in GM GlobalConnect (US) or attached to the GlobalConnect message (Canada) used to release this bulletin. Customer vehicles that return for service, for any reason, and are still covered under the vehicle's base warranty should also be checked for vehicle eligibility.

PART INFORMATION

Parts required to complete this recall are to be obtained from General Motors Customer Care and Aftersales (GMCC&A). Normal orders should be placed on a DRO = Daily Replenishment Order. In an emergency situation, parts should be ordered on a CSO = Customer Special Order.

Part Number	Description	Quantity/Vehicle
13596781	Edge Clip Tie Strap	1
13144735	Offset Clip Tie Strap	1
13596798	Oval Clip Tie Strap	2
23372154	Coolant Heater Cord (RPO LCV)	1 (if required)
23372153	Coolant Heater Cord (RPO LFX)	1 (if required)

SERVICE PROCEDURE

Note: Procedure performed on a 4 cylinder (LCV) engine, 6 cylinder (LFX) engine similar.

1. Open the hood and install fender covers.
2. Inspect the coolant heater cord for any damage.
 - If any damage is found, replace the coolant heater cord. Refer to *Coolant Heater Cord Replacement* in SI, and then proceed to step 3 to reroute the cord.
 - If no damage is found, continue to step 3.




4259184




4259185

3. Remove the clip securing the coolant heater cord to the engine. Cut the clip from the cord and discard.
4. Unwrap the Velcro strap from the cord and slide it all the way forward towards the plug for later use.

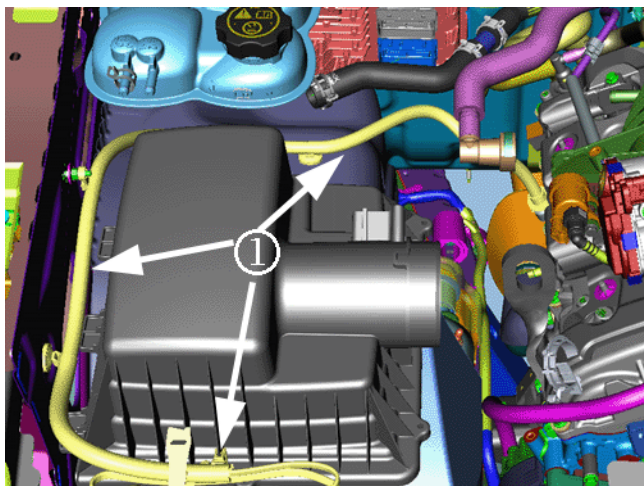


4259186




4259187

5. Locate the 2 mounting holes and 1 stud to attach the tie straps as shown.




4259189

6. Route the coolant heater cord (1) around the air cleaner assembly and up towards the front of the vehicle as shown.



4259191



4259193

7. Install 1 oval clip (13596798) to the body as shown and attach the coolant heater cord.



4259196

8. Loosely install one tie strap offset clip (13144735) and one oval clip (13596798) on to the heater cord as shown.



4259200




4259201

9. Install the offset clip and oval clip to the stud and the opening as shown.




4259202




4259203

10. Install the edge clip (13596781) on the third lower rib of the air cleaner assembly and loosely secure the coolant heater cord.



4259206

Note: Be sure there is a sufficient length of coolant heater cord available at the front of the vehicle to access plug as shown.



4259204

11. Wrap the coolant heater cord end with the Velcro strap.
12. Tighten and trim all tie straps.
13. Remove fender covers and close hood.

WARRANTY TRANSACTION INFORMATION

Submit a transaction using the table below. All transactions should be submitted as a ZFAT transaction type, unless noted otherwise.

Labor Code	Description	Labor Time
9101738	Reroute Coolant Heater Cord and Install Tie Straps	0.5
9101789	Replace Coolant Heater Cord, Reroute Coolant Heater Cord and Install Tie Straps	0.7

DEALER PROGRAM RESPONSIBILITY

Whenever a vehicle subject to this service update enters your vehicle inventory, or is in your facility for service in the future, and the vehicle is still covered under the New Vehicle Limited Warranty, you must take the steps necessary to be sure the service update correction has been made before selling or releasing the vehicle.

All new, used, GM Certified Used, courtesy transportation vehicles, dealer shuttle vehicles, etc. in dealers' possession and subject to this bulletin must be held and inspected/repaired per the service procedure of this bulletin before customers take possession of these vehicles. Involved vehicles must be held and not delivered to customers, dealer-traded, released to auction, used for demonstration, or any other purpose.

All GM Certified Used vehicles currently in the dealers' inventory within the Certified Pre-Owned Inventory System (CPOIS) will be de-certified and must be held and remedied per the service procedure in this bulletin. Upon submitting an accepted/paid warranty transaction in the Global Warranty Management (GWM) system, the vehicle can be re-certified for sale within the CPOIS system, or once again be used in the CTP program.



GLOBAL SAFETY FIELD INVESTIGATIONS
DCS3978
URGENT - DISTRIBUTE IMMEDIATELY

Date: March 29, 2016

Subject: 15118A – Service Update
Engine Block Heater Cord
Revised Part Information and Service Procedure sections

Models: 2015 Chevrolet Colorado
2015 GMC Canyon
Equipped with Engine Block Heater (RPO K05)

To: All Chevrolet and GMC Dealers

This bulletin has been revised to correct part number descriptions and quantities in the Part Information section, and revise steps 7, 8, and 10 in the Service Procedure. Please discard all copies of bulletin 15118.

END OF MESSAGE
GLOBAL SAFETY FIELD INVESTIGATIONS