	GROUP BOD	MODEL 2016MY Optima (JFa)
	NUMBER 147	DATE August 2016
TECHNICAL SERVICE BULLETIN		
SUBJECT: SUNROOF POPPING NOISE REPAIR		

This bulletin provides information on some 2016MY Optima (JFa) vehicles, produced from September 28, 2015 to February 23, 2016, which may experience a pop or click noise when driving over bumps or turning. This noise is caused by contact between the decorative trim and the sunroof frame as the chassis flexes and is more common as the vehicle heats up, causing thermal expansion of the material. To correct this concern, lubricate the contact areas by referring to the procedure below.



File Under: <Body>

-
- General Manager
 Service Manager
 Parts Manager
 Service Advisors
 Technicians
 Body Shop Manager
 Fleet Repair


SUBJECT: SUNROOF POPPING NOISE REPAIR

Service Procedure:

1. Open sunroof shade only using the sunroof switch (A) at the overhead console.




2. Using a 90° pick, at the rear of the sunroof assembly, carefully detach the rear part of the decorative cover (B).



CAUTION
Use caution not to damage the headliner when removing the decorative cover.

CAUTION
Use caution not to damage the decorative cover as it will require replacement of the complete sunroof assembly and is not warrantable.

3. While holding the decorative cover, use an acid brush and apply a sufficient amount of lubricant on the top of the sunshade guide rail.




*** NOTICE**
Protect the headliner as necessary to avoid lubricant contamination.

SUBJECT:

SUNROOF POPPING NOISE REPAIR

- Lubricate the bottom of the decorative cover (C).



- Carefully reattach the decorative cover by pushing the cover in until it snaps into place.



- Thoroughly clean the excess lubricant from the decorative cover.

*** NOTICE**

Ensure the headliner and sunroof glass are clean and free of lubricant.




- Repeat steps 2-6 for the other side.

SUBJECT:

SUNROOF POPPING NOISE REPAIR

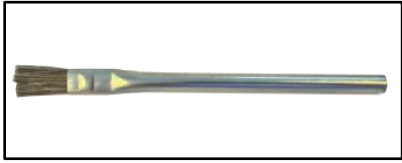

REQUIRED PART:

Part Name	Part No.	Qty	Figure	Comments
Lubricant	81685 C5000FFF	1		One container will cover at least 100 vehicles <u>Maximum</u> order quantity 1 per dealer

*** NOTICE**

DO NOT order additional lubricant if it has already been acquired as this lubricant is also utilized for TSB BOD 125.

REQUIRED TOOLS:

Part Name	Figure	Comments
Acid Brush		Sourced locally
90° Pick		Sourced from tool vendor

AFFECTED VEHICLE PRODUCTION RANGE:

Model	Production Date Range
Optima (JFa)	From September 28, 2015 to February 23, 2016

WARRANTY INFORMATION:

Claim Type	Causal P/N	Qty.	N Code	C Code	Repair Description	Labor Op Code	Op Time	Replacement P/N	Qty.
W	81610 D4010	0	Q57	ZZ4	(BOD 147) Sunroof Cover Lubrication	81685F01	0.3 M/H	N/A	0

NOTE: Use sublet code X1 for reimbursement of lubricant (\$0.85 maximum).