



GROUP  
BOD

MODEL  
2016MY  
Optima (JFa)

NUMBER  
148

DATE  
August 2016

## TECHNICAL SERVICE BULLETIN

**SUBJECT:**

SUNROOF BUZZING NOISE

This bulletin provides information on some 2016MY Optima (JFa) vehicles, produced from September 28, 2015 to June 20, 2016, which may exhibit a buzzing noise that may increase with intensity in conjunction with the HVAC fan speed. This concern is caused by a loose sunroof weather strip vibration due to air leakage past the sunroof seal. To correct this concern, follow the procedure outlined in this bulletin to apply adhesive to the weather strip base.



File Under: <Body>

---

Circulate To:     General Manager     Service Manager     Parts Manager  
 Service Advisors     Technicians     Body Shop Manager     Fleet Repair

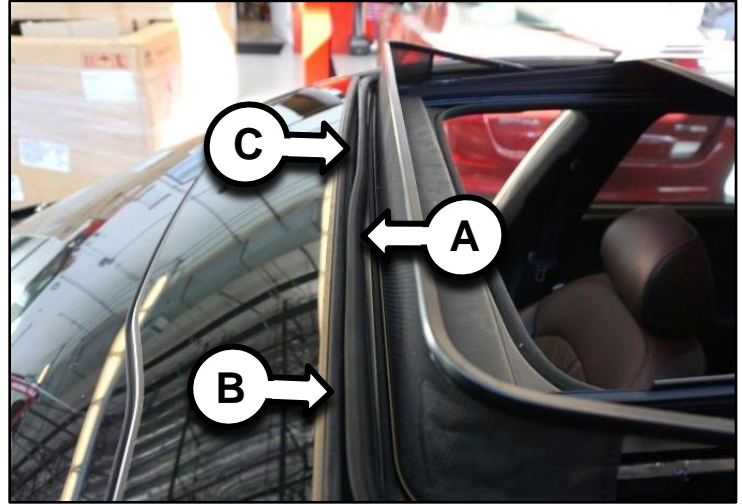
**Service Procedure:**

1. Inspect the weather strip (A).

**\* NOTICE**

**INCORRECT (B) – Loose weather strip causing a fluttering noise**

**CORRECT (C) – Adhered weather strip with a uniform gap between the strip and the sunroof frame**




2. Partially remove the affected area of weather strip and clean the contact surface between the strip and sunroof frame using alcohol or a general purpose adhesive cleaner.

**\* NOTICE**

**Failure to thoroughly clean old adhesive or foreign material from the contact surface may result in an ineffective or repeat repair.**




3. Apply a thin bead of adhesive to the weather strip.



## SUBJECT:

## SUNROOF BUZZING NOISE

5. Push the weather strip down onto the sunroof frame and apply pressure for approximately 30 seconds until the weather strip has properly adhered to the sunroof frame.





6. After ensuring that the adhesive has cured, open and close the sunroof several times to confirm proper installation of the weather strip.

SUBJECT:

## SUNROOF BUZZING NOISE

REQUIRED PART:

Part Name	Figure	Comments
Gorilla Super Glue		Sourced Locally One 20g bottle will cover at least 10 vehicles
3M Adhesive Cleaner		Sourced locally One quart will cover at least 100 vehicles

AFFECTED VEHICLE PRODUCTION RANGE:

Model	Production Date Range
Optima (JFa)	From September 28, 2015 to June 20, 2016

WARRANTY INFORMATION:

Claim Type	Causal P/N	Qty.	N Code	C Code	Repair Description	Labor Op Code	Op Time	Replacement P/N	Qty.
W	81624 D4000	0	Q57	ZZ4	Sunroof Weather Strip Adhesion Application	81685F02	0.3 M/H	N/A	0

NOTE: Use sublet code X1 for reimbursement of super glue and adhesive cleaner (\$0.85 maximum).