



GROUP
ENG

MODEL
2014~2016MY
Cadenza (VG)
2014~2015MY
Sorento (XMa)

NUMBER
148 (Rev 3, 8/31/2016)

DATE
September 2015

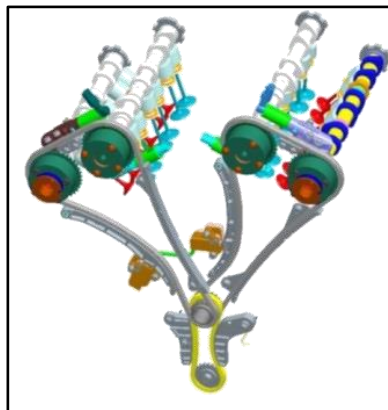
TECHNICAL SERVICE BULLETIN

SUBJECT: CHATTER/RATTLE NOISE FROM ENGINE AFTER COLD SOAK

* NOTICE

This bulletin has been revised to include additional information. New/revised sections of this bulletin are indicated by a black bar in the margin area.

This bulletin provides information about the timing chain tensioner replacement on some 2014~16MY Cadenza (VG), produced from February 1, 2013 through January 7, 2016, and some 2014~2015MY Sorento (XMa) vehicles, produced from December 17, 2012 through December 11, 2014, which may experience a brief chattering or rattling noise concern from the engine on start-up, after a cold soak. After confirming the noise concern, follow the procedures outlined in this TSB to resolve the concern.



* NOTICE

Due to initial limited parts availability, do **NOT** order parts unless you have an affected in-stock vehicle or a customer vehicle that requires the repair.

File Under: <Engine>

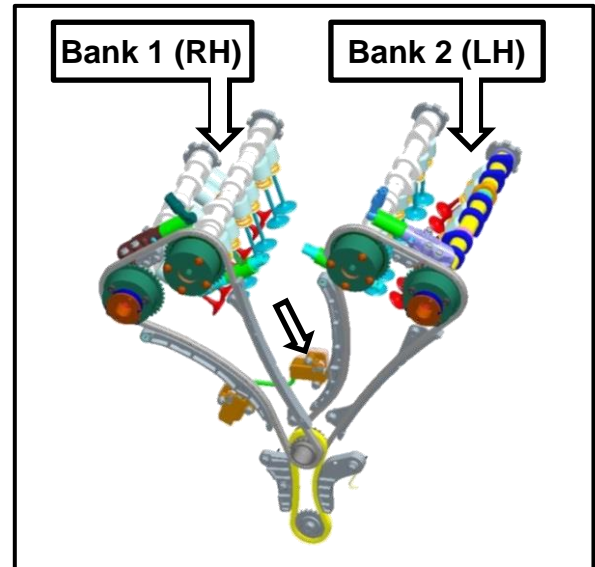
Circulate To: General Manager Service Manager Parts Manager

Service Advisor(s) Technician(s) Body Shop Manager Fleet Repair


Service Procedure:

*** NOTICE**

This Service procedure should ONLY be performed on engine bank 2 (LH), as shown.



1. Refer to the “Engine Mechanical System → Timing System → Timing Chain” section in the applicable Workshop Manual on KGIS, to install the improved part.
2. Once proper tensioner installation has been completed, re-install all removed components by reversing the order of removal.
3. After confirming proper engine oil and coolant levels, start the engine and verify the rattle concern has been resolved.



New tensioner design with finer pitch on teeth (1.5mm)

SUBJECT: CHATTER/RATTLE NOISE FROM ENGINE AFTER COLD SOAK

REQUIRED PARTS:

Model	Part Name	Part Number	Figure
Cadenza (VG)	Timing Chain Tensioner	24410 3CGA2	
Sorento (XMa)	Timing Chain Tensioner	24410 3CGA2	
		Previous Part Number	
	24350 3CGA0		
	Intake CVVT	New Part Number	
		24350 3CGA1	Check the part number (A) engraved in the metal to identify the previous type and new one.

*** NOTICE**

Due to initial limited parts availability, do NOT order parts unless you have an affected in-stock vehicle or a customer vehicle that requires the repair.

SUBJECT CHATTER/RATTLE NOISE FROM ENGINE AFTER COLD SOAK

RELATED PARTS:

Part Name	Part Number	Comments
Gasket – Rocker Cover	Refer to EPC	
Gasket – Rocker Cover		
Gasket – Outlet, LH		
Gasket – Outlet, RH		
Gasket – ETC Actuator		
Gasket – Water Pump, RH		Metal
Gasket – Water Pump, LH		Rubber
Gasket – Surge Tank		

AFFECTED VEHICLE RANGE:

Model	Production Date Range
Cadenza (VG)	From February 1, 2013 through January 7, 2016
Sorento (XMa)	From December 17, 2012 through December 11, 2014

WARRANTY INFORMATION:

N CODE: Q72 C CODE: ZZ3

Model	Claim Type	Causal P/N	Qty.	Repair Description	Labor Op Code	Op Time	Replacement P/N	Qty.
VG	W	24820 3CGA2	0	(ENG 148) Timing Chain Tensioner (LH Side / Bank 2)	24410F00	5.7 M/H	24410 3CGA2	1
XMa		24820 3CGA2	0	(ENG 148) Timing Chain Tensioner Replace (LH side)	24410F00	5.4 M/H	24410 3CGA2	1
		24350- 3CGA0	0	(ENG 148) Timing Chain Tensioner (LH side) and Intake CVVT Replace	24410F02	6.1 M/H	24350- 3CGA1	1