

Subject: COWL GRILLE POOR APPEARANCE	Bulletin No: 09-002/16
	Last Issued: 01/06/2016



APPLICABLE MODEL(S)/VINS

2016 CX-3 vehicles with VINs lower than JM1 DK ***** 120952 (produced before November 18, 2015)



DESCRIPTION

Some vehicles may exhibit either one or both of the following poor appearances at the cowl grille.

1. The bottom of the window shield is visible when the cowl grille is pushed.

	
OK	Poor Appearance

2. The side cover of the cowl grille is deformed.

	
OK	Poor Appearance

Customers having this concern should have their vehicle repaired using the following repair procedure.

REPAIR PROCEDURE

1. Verify customer concern.
2. Replace both side cowl grilles. Refer to MS3 online or Workshop Manual (section 09-16 COWL GRILLE REMOVAL/INSTALLATION).
3. Verify repair.

PART(S) INFORMATION

Part Number	Description	Qty.
DB2W-50-7R0B	GRILLE ASSY-COWL,RH	1
DB2W-50-7S0B	GRILLE ASSY-COWL,LH	1

WARRANTY INFORMATION

NOTE:

- This warranty information applies only to verified customer complaints on vehicles eligible for warranty repair.
- This repair will be covered under Mazda's New Vehicle Limited Warranty term.
- Additional diagnostic time cannot be claimed for this repair.

Warranty Type	A
Symptom Code	89
Damage Code	9E
Part Number Main Cause	DB2W-50-7R0B or DB2W-50-7S0B
Quantity	1
Operation Number / Labor Hours:	XXL92XRX / 0.3 Hrs.

NOTE: Claim other side GRILLE ASSY-COWL as related part.