



TECHNICAL SERVICE BULLETIN

April 10, 2016

To: Forest River Columbus Owner and Dealers

RE: Columbus CMF383FB and CMF383FBC – Shower Plumbing Route

Document Control Number: 410-04012016-0165



Dear Forest River Owner & Dealer:

Certain Columbus CMF383FB and CMF383FBC have been manufactured so that the shower drains into the solid (commonly known as the black water) waste tank. The shower should drain into the liquid (commonly known as the grey water) waste tank.

Forest River will re-route and splice the drain line so that the shower drains into the proper waste tank.

Columbus wants to ensure the enjoyable use of the CMF383FB and CMF383FBC by our mutual owners. A production change was made on March 21, 2016 so that all Columbus CMF383FB and CMF383FBC were routed to the grey tank starting with serial number CM6006596.

Please review the attached procedures to remedy the plumbing, if you have any questions in regards to the service bulletin please contact the Columbus Warranty and Service Department at the below contact information.

Claiming for the inspection, repair codes;

Please file a Warranty Claim using the Repair Code provided below, pictures of the remedied routing of the plumbing installation are required upon submission of the claim for payment.

TECHNICAL SERVICE BULLETIN	REPAIR CODE	RATE	COMMENTS
410-04012016-0165	60-000412	1.00 HOUR	Move shower plumbing to grey tank

Order Information:

Kit Number: 410-04012016-0165

Kit Availability: Upon receipt of this letter.

Order Kit from:

Columbus RV
Division of Forest River, Inc.
ATTN: Warranty Manager
105 14th Avenue
Middlebury, IN 46540

Helpful Plant Contacts

Melanie Newcomb	Warranty	(574) 825-3161	mnewcomb@forestriverinc.com
-----------------	----------	----------------	-----------------------------

If you the owner or the dealership have already performed the remedy to your Columbus CMF383FB and CMF383FBC, you and your dealership are entitled to the reimbursement as stated above. If the remedy has been conducted on an out of warranty Columbus CMF383FB and CMF383FBC in which the VIN falls under this Technical Service Bulletin where no warranty claim has/had been filed against the VIN and the consumer paid for the remedy personally, please contact your Warranty Manager within Forest River to arrange the reimbursement. Proof of repair/remedy shall be required.

Sincerely,

Forest River, Inc.
Director & Engineer
Office of Corporate Compliance

FOREST RIVER INC.

WARRANTY AND SERVICE

HOW TO.....



383FB

Columbus Fifth Wheel

- Goal: To re-route Shower drain.
 - Switch from Black tank to Grey tank.

Columbus
by Palomino



Materials needed

All fitting are 1 ½"

1 – Short turn Tee



1 – 45d Elbow



1 – Coupler



1 – Long Turn 90d St Elbow



2 – Long Turn 90d Elbow



1 – Clean-out Tee with Plug



Approx. 4ft of
1 ½" ABS Pipe



ABS Cement



A way to apply
Cement



A small saw good
for tight spaces




Tools needed

- Channel Lock

Beginning Preparations

- In the front storage compartment (Shown in figure B), use channel lock to unscrew the valve.
- This will keep valve from being damaged when re-routing drain lines.

Figure A



Valve



Figure B

Changes to current drain lines

Figure C




Figure D



- Figure C shows the behind/side view of highlighted area in Figure D.
- Cut against existing fittings shown. Make nice clean even cuts.

Changes to current drain lines

- Cut 3" of pipe out
- Cut should begin 1" down from the existing Tee




Figure E



Figure F

Finishing Up

- Re-attach the valve in the front storage compartment
 - Test repair for leaks
-
- **Allow 45 minutes to do repairs and 15 minutes to test repairs for leaks.**



Thank you!

