



SERVICE BULLETIN

Classification: BT16-002	Reference: NTB16-019	Date: February 24, 2016
-----------------------------	-------------------------	----------------------------

PATHFINDER; HOOD VIBRATES/FLUTTERS WHILE DRIVING

APPLIED VEHICLES: 2013-2016 Pathfinder (R52)
2014 Pathfinder Hybrid (R52)

APPLIED VIN and DATE: See **FLOW CHART** on page 2

IF YOU CONFIRM:

The hood of an applied vehicle vibrates or flutters while driving.

- This issue may be noticed when passing by or being passed by a large truck with trailer on the highway.

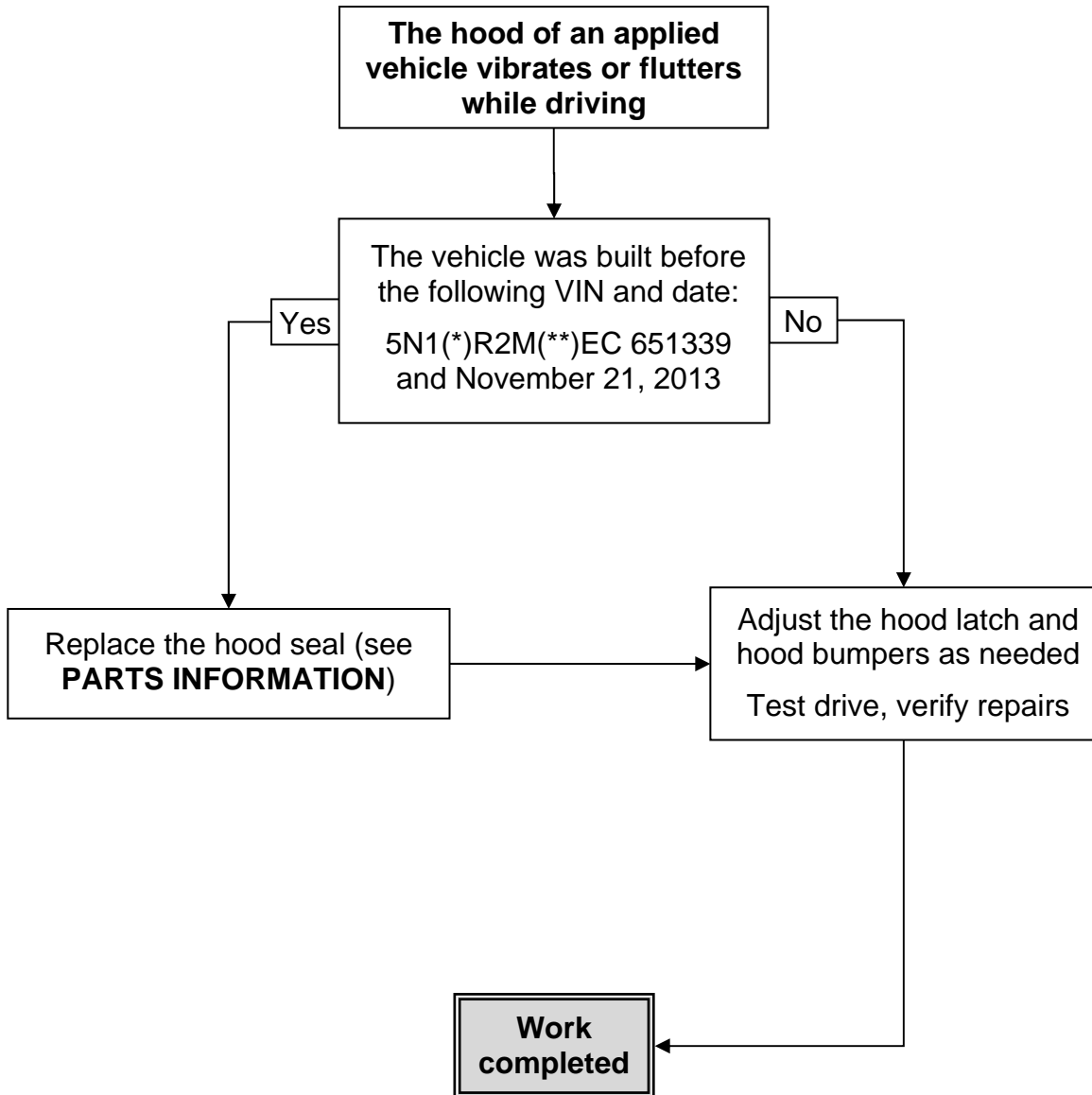
ACTION:

Refer to the **FLOW CHART** on page 2 of this bulletin.

IMPORTANT: The purpose of **ACTION** (above) is to give you a quick idea of the work you will be performing. You **MUST** closely follow the entire **SERVICE PROCEDURE** as it contains information that is essential to successfully completing this repair.

Nissan Bulletins are intended for use by qualified technicians, not 'do-it-yourselfers'. Qualified technicians are properly trained individuals who have the equipment, tools, safety instruction, and know-how to do a job properly and safely. **NOTE:** If you believe that a described condition may apply to a particular vehicle, **DO NOT** assume that it does. See your Nissan dealer to determine if this applies to your vehicle.

FLOW CHART



SERVICE PROCEDURE

1. Adjust the hood latch as shown in Figure 1 and 2.




Figure 1




Figure 2

- Also, make sure the hood latch opening lines up with the hood striker (see Figure 3).




Figure 3

2. Make sure the hood is flush with both fenders (see Figure 4).
 - Adjust the hood bumpers as needed (see Figure 5).




Figure 4




Figure 5

3. If an applied vehicle was built before 5N1(*)R2M(**)EC 651339 and November 21, 2013, replace the hood seal (see Figure 6).




Figure 6

PARTS INFORMATION

DESCRIPTION	PART #	QUANTITY
SEAL-HOOD	66830-3JA1A *	1

* Replace this part only on vehicles built before 5N1(*)R2M(**)EC 651339 and November 21, 2013.

CLAIMS INFORMATION

Submit a Primary Operation (PO) type line claim using the following claims coding:

DESCRIPTION	OP CODE	SYM	DIA	FRT
Adjust Hood	BX5NAA	ZN	32	0.2

And for vehicles built before 5N1(*)R2M(**)EC 651339 and November 21, 2013:

Submit a Primary Part (PP) type line claim using the following claims coding:

DESCRIPTION	PFP	OP CODE	SYM	DIA	FRT
Replace Hood Seal	(1)	UE44AA	ZN	32	(2)

- (1) Reference the Parts Information Table and use the applicable 66830-***** part number as the primary failed part.
- (2) Reference the current Nissan Warranty Flat Rate Manual and use the indicated flat rate time.

