

## Multi-Model - Blind Spot Monitoring (BSM) System Change (Update)

The BSM system vehicle detection has changed for the following vehicles:

2017 Mazda3      2016-2017 CX-3      2016-2017 MX-5  
2017 Mazda6      2016-2017 CX-9

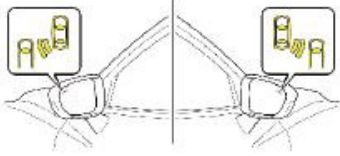
Although the overall function is the same as previous vehicles, vehicle detection is different.

Below is brief BSM comparison between the vehicles listed in the table above and other Mazda vehicles. For detailed BSM system information, refer to Service Highlights.

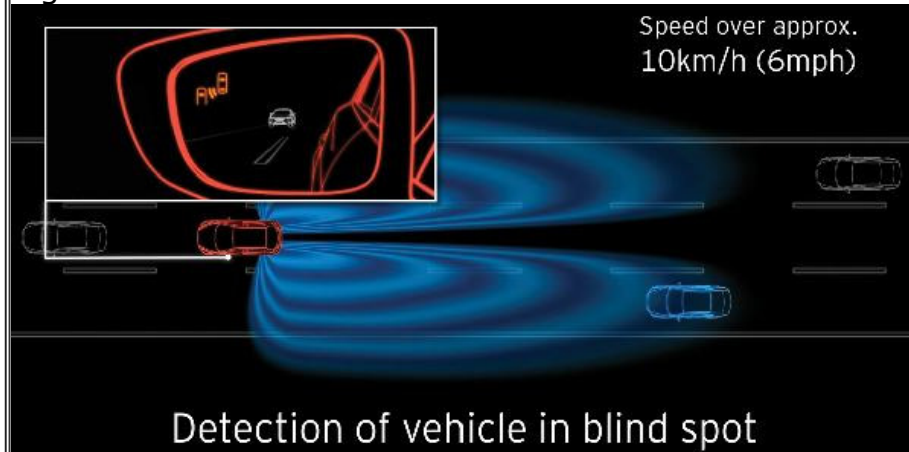
**Note:** Do not perform repairs related to system changes.

<b>2017 Mazda3 2017 Mazda6, 2016-2017 CX-3, 2016-2017 MX-5 and 2016-2017 CX-9</b>	
Detection area behind vehicle	<ul style="list-style-type: none"> <li>• 50 m (164 ft)</li> <li>• Within 5.5 seconds of vehicle approaching from rear</li> </ul>
Vehicle Detection	<p style="text-align: center;">BSM control module center position</p>
BSM Indicator OFF	<ul style="list-style-type: none"> <li>• No approaching vehicle in the ALERT AREA</li> <li>• Vehicle in the ALERT AREA is cruising at a lower speed</li> </ul>
	<ul style="list-style-type: none"> <li>• Detected approaching vehicle in the ALERT AREA</li> <li>• Approaching vehicle reaching the rear of your vehicle within 5.5 seconds</li> </ul>

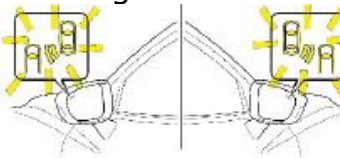
## BSM Indicator ON



- Vehicle in the ALERT AREA is cruising at same speed or higher



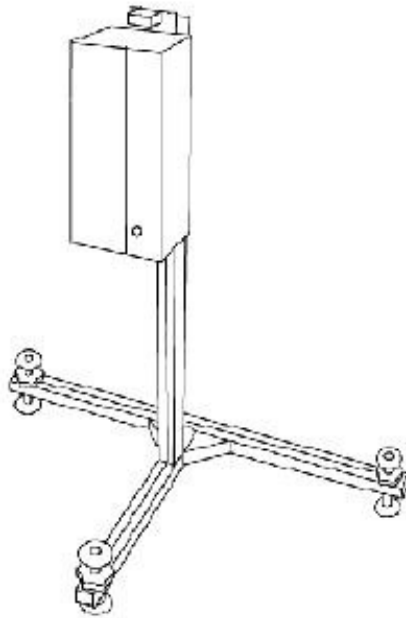
## BSM Indicator Flashing



- Turn Signal Switch ON and detected approaching vehicle in the ALERT AREA
- Turn Signal Switch ON and approaching vehicle reaching the rear of your vehicle within 5.5 seconds
- Turn Signal Switch ON and vehicle in the ALERT AREA is cruising at same speed or higher

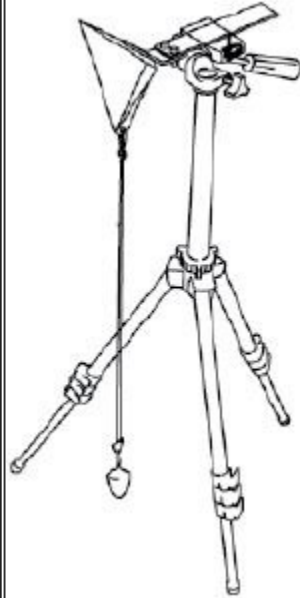
2016-2017 MX-5 and  
2016-2017 CX-3  
Special Service Tool  
(SST)

## Doppler Simulator



2017 Mazda3, 2017  
Mazda6 and 2016-  
2017 CX-9  
Special Service Tool  
(SST)

Reflector

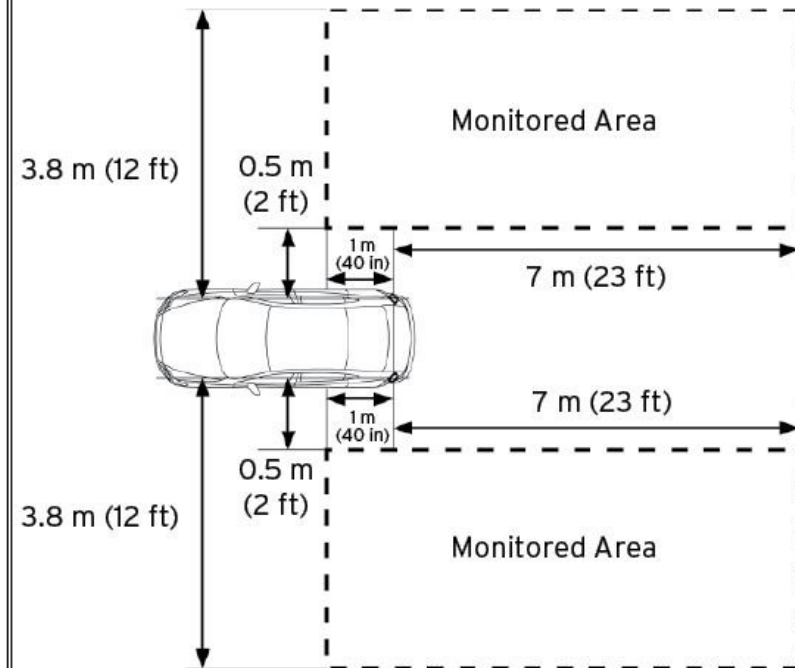


**Other Mazda Vehicles Equipped With BSM**

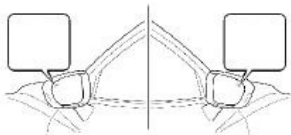
Detection area behind vehicle

7 m (23 ft)

Vehicle Detection



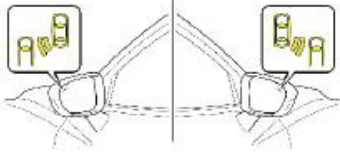
BSM Indicator OFF



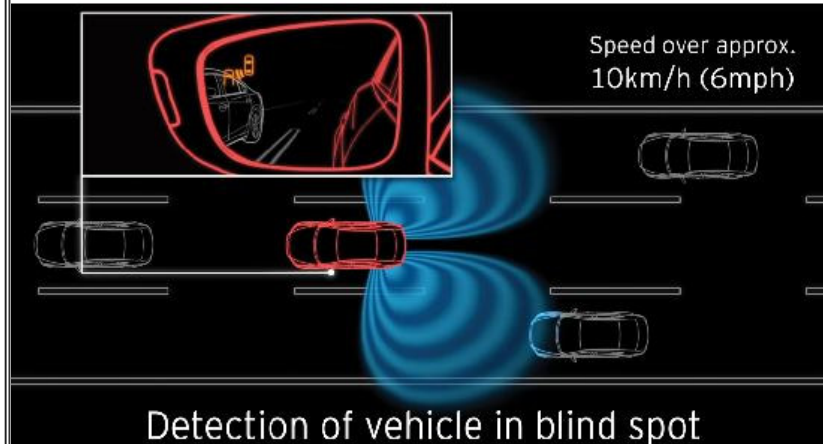
- No vehicle detected in the MONITORED AREA
- High speed difference with vehicle in the MONITORED AREA.

- Vehicle detected in the MONITORED AREA

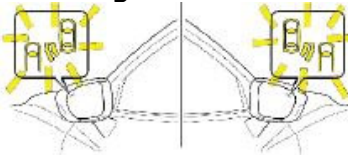
**BSM Indicator ON**



- Low or similar speed difference with vehicle in the MONITORED AREA.



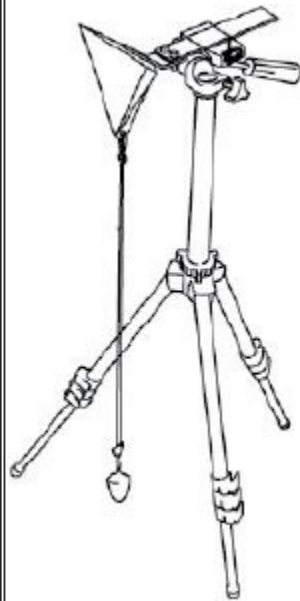
**BSM Indicator Flashing**



- Turn Signal Switch ON and vehicle detected in the MONITORED AREA
- Turn Signal Switch ON and low or similar speed difference with vehicle in the MONITORED AREA.

**Special Service Tool (SST)**

**Reflector**



An editorial board comprised of MNAO service staff members generates, collects, and verifies information for this publication. © 2016 Mazda Motor of America, Inc. To contribute repair tip ideas, send an e-mail to [mtips@mazdausa.com](mailto:mtips@mazdausa.com). All contributions become property of MNAO, which assumes permission to publish them for further consideration.

