

**ATTENTION:**  
GENERAL MANAGER   
PARTS MANAGER   
CLAIMS PERSONNEL   
SERVICE MANAGER

IMPORTANT - All Service Personnel Should Read and Initial in the boxes provided, right.


© 2016 Subaru of America, Inc. All rights reserved.



QUALITY DRIVEN® SERVICE

## SERVICE BULLETIN

**APPLICABILITY:** All Models

**NUMBER:** 14-22-16R

**SUBJECT:** Special Service Tool Cross Reference List

**DATE:** 07/21/16

**REVISED:** 08/25/16

### INTRODUCTION:

To help reduce confusion and increase technician efficiency, Subaru of America, Inc. (SOA) has developed the following cross reference list to help locate the appropriate Special Service Tool.

There are situations where the tool called for in the Service Manual is not the tool that SOA recommends for the job. Examples of these situations include:

- \* An equivalent tool is offered under a different part number
- \* SOA develops a tool that is not included in the Service Manual

To help locate tools, in addition to the Service Manual Tool Part Number and the Special Service Tool Part Number, where available, the part number for the essential tool kit release has been included.

**REMINDER:** SOA strongly discourages the printing and/or local storage of service information as previously released information and electronic publications may be updated at any time. Always refer to STIS for the latest service information before performing any repairs.

If you have questions or suggestions, please contact Subaru Service Operations at [serviceoperations@subaru.com](mailto:serviceoperations@subaru.com).







*Continued...*

**CAUTION: VEHICLE SERVICING PERFORMED BY UNTRAINED PERSONS COULD RESULT IN SERIOUS INJURY TO THOSE PERSONS OR TO OTHERS.**






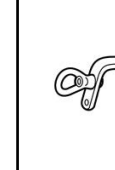
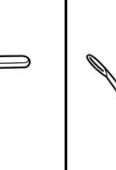
Subaru Service Bulletins are intended for use by professional technicians ONLY. They are written to inform those technicians of conditions that may occur in some vehicles, or to provide information that could assist in the proper servicing of the vehicle. Properly trained technicians have the equipment, tools, safety instructions, and know-how to do the job correctly and safely. If a condition is described, DO NOT assume that this Service Bulletin applies to your vehicle, or that your vehicle will have that condition.

**SUBARU OF AMERICA, INC. IS ISO 14001 COMPLIANT**

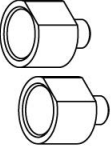





ISO 14001 is the international standard for excellence in Environmental Management Systems. Please recycle or dispose of automotive products in a manner that is friendly to our environment and in accordance with all local, state and federal laws and regulations.

<b>ELECTRICAL</b>								
Service Manual Tool Part Number	Special Service Tool Part Number	Kit Number Tool Released Under	Description	Repair Category	Essential (Y/N)	Commercially Available / Alternate Source	Notes	Image
NA	J-47606	SOA321055	KIT,SUBARU GLOBAL TRMNL WIRING	Electrical: General	Y	N	Harness Repair Kit (Part #J-47606). Manual listed in STIS under J-47606	
	SOA638654	NA	CONNECTOR REMOVERS	Electrical: General	Y		No info	
	SOA638654A	NA	TERMINAL TOOL CKZ	Electrical: General	N		No info	
	SOA638654B	NA	TERMINAL TOOL DLI	Electrical: General	N		No info	
NA	165-EXP-1000S	NA	EXP-1000S Battery Charging and Electrical System Analyzer	Electrical: Battery / Charging system	Y	N	Kit complete with DVG and Wi-Fi module is available as EXP-1000S CVG Wi-Fi part number 165-EXP-1000S-CW	
NA	A300-SUB	NA	EXP1000 WIFI MODULE	Electrical: Battery / Charging system	Y	Y	Midtronics EXP1000 WIFI module	
NA	CVG-SUB	NA	OBD2 CONVERG MODULE	Electrical: Battery / Charging system	Y	Y	Midtronics CVG Wireless Convergence Module	
NA	GR8-1100-SUB	NA	BATT DIAG STATION, SUBARU	Electrical: Battery / Charging system	Y	N	Midtronics GR8 Diagnostic Battery charger	

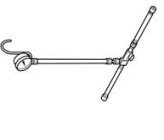
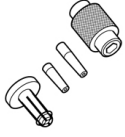






Continued...

Service Manual Tool Part Number	Special Service Tool Part Number	Kit Number Tool Released Under	Description	Repair Category	Essential (Y/N)	Commercially Available / Alternate Source	Notes	Image
	J-51311	NA	KIT, SUBARU HEV SAFETY	HEV	Y	N	Refer to TRB 2014 XV Crosstrek Hybrid Module 702 MSA5P1702C	
<b>ENGINE</b>								
NA	697-95-0070	NA	Smoke Pro® Portable Leak Detector	Engine: General	Y		Refer to TSB 14-20-14R	
99099AJ000 / 18679AA020	J-50135	SOA321093	Engine Support / Engine Hanger	Engine: General	Y		Refer to 2010 NEW TECHNOLOGY TRAINING Module 919, New Dealer Basic Introduction Module 841 (PN MSA5P1841C) and 2013 BRZ INTRODUCTION Module 922 (PN MSA5P1922C)	
99099AJ000 / 18679AA020	J-50135-5	NA	SUPPORT LEG ASSEMBLY / Stanchion, Engine Bridge (2)	Engine: General	Y		Used with J-50135 Engine Support / Engine Hanger. Long stanchion. Refer to MSA5P0173C Steering, Suspension, Axles and Wheels (Module 504) and MSA5P1926C 2015 Legacy and Outback New Technology Training (Module 926)	
99099AJ000 / 18679AA020	J-50135-6	SOA321093	SUPPORT LEG ASSEMBLY / Stanchion, Engine Bridge (2)	Engine: General	Y		Used with J-50135 Engine Support / Engine Hanger. Introduced as part of 2013 BRZ essential tools SOA321093.	
99099AJ000	J-50136	SOA321076	ENGINE LIFTING BRACKET	Engine: General	Y		Used with J-50135 Engine Support / Engine Hanger. 4 CYLINDER SPECIAL TOOL REAR ENGINE SUPPORT (TURBO AND NA). TRB 2010 NEW TECHNOLOGY TRAINING Module 919 MSA5P1001C	
99099AJ000	J-50137	SOA321076	ENGINE SAFETY SLING & SHACKLE	Engine: General	Y		Used with J-50135 Engine Support / Engine Hanger. TRB 2015 Legacy and Outback New Technology Training Module 926 MSA5P1926C June 2014	


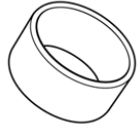
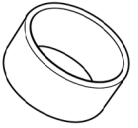

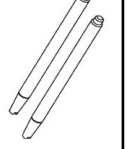


Continued...

Service Manual Tool Part Number	Special Service Tool Part Number	Kit Number Tool Released Under	Description	Repair Category	Essential (Y/N)	Commercially Available / Alternate Source	Notes	Image
99099AJ000	J-51658	SOA321102	KIT, ENGINE BRIDGE ADAPTER	Engine: General	Y	N	Used with J-50135 Engine Support / Engine Hanger. Refer to TRB Steering, Suspension, Axles and Wheels MSA5P0173C June 2014 and TRB 2015 Legacy & Outback New Technology Training Module 926 MSA5P1926C	
18360AA050	9011914120	SOA321093	Bolt, Engine Bracket Hanger	Engine: General	Y	Y		
NA	J-33984-A	SOA321097	RADIATOR PRESSURE ADAPTS	Engine: Cooling System	Y	Y	No info	
NA	J-41336	SOA321034	RADIATOR ADAPTER	Engine: Cooling System	Y	Y	No info	
NA	697-96-0103	SOA321108	Evap Adapter Plug	Engine: Emissions	Y	N	Redline smoke machine adapters. FHI change to the evap hose fitting required new adapters. Kit (SOA321108) includes 697-96-0103 and 697-96-0104	
NA	697-96-0104	SOA321108	Evap Pass through Plug	Engine: Emissions	Y	N	Redline smoke machine adapters. FHI change to the evap hose fitting required new adapters. Kit (SOA321108) includes 697-96-0103 and 697-96-0104	
NA	24036AA010	SOA321080	Jumper harness kit	Engine: Emissions	N	N	Refer to January 2006 and May 2007 TechTips	
	J-44357	NA	EVAP. SYS PRESS PUMP	Engine: Emissions	Y		Refer to 11-61-00 State Emission Test / Fuel Filler or Gas Cap Test	
	J-49755	SOA321074	FUEL ALCOHOL TESTER	Engine: Fuel System	Y		TechTIPS April 2009 SUUSTIPS0409	




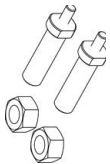



Continued...

Service Manual Tool Part Number	Special Service Tool Part Number	Kit Number Tool Released Under	Description	Repair Category	Essential (Y/N)	Commercially Available / Alternate Source	Notes	Image
	J-49863	SOA321077	FUEL PRESSURE TEST KIT	Engine: Fuel System	Y		Refer to TechTIPS March 2012	
18683AA000	EN-49245	SOA321099	INST/SIZER, INJECTOR SEALS	Engine: Fuel System	Y	N	Refer to 2014 Forester Introduction New Technology Training (Module 924)	
18671AA050 and 18271AA020	09260-39020-01	SOA321099	INJECTOR SEAL INSTALLER SET	Engine: Fuel System	Y	N	Launched with 2014 Forester kit. Kit includes part numbers 09261-03010-01 guide - seal parts and 09261-03020-01 adjuster EG parts	
NA	J-44903	SOA321014	ADAPTER, FUEL CAP TEST	Engine: Fuel System	Y		Refer to state I/M program advisory bulletin, number: 11-61-00, DATE: 06-01-00	
398437700	SOA626233	NA	OIL SEAL INSTALLER	Engine: Lubrication	N	N		
398437700	J-51973	SOA321106	Crank seal installation tool	Engine: Lubrication	Y	N	For FA/FB crankshaft seal installation. Released as part of SOA321106 kit shipment. Refer to TSB 02-161-15.	
	J-34274	NA	OIL FILTER WRENCH	Engine: Lubrication	Y	Y	No info	
498575400	SOA639715-A	NA	PRESSURE GA & ADAPTER SET	Engine: Lubrication	Y		Used when measuring oil pressure.	







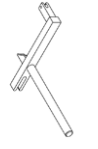

Continued...

Service Manual Tool Part Number	Special Service Tool Part Number	Kit Number Tool Released Under	Description	Repair Category	Essential (Y/N)	Commercially Available / Alternate Source	Notes	Image
18270AA010	NA	NA	Female Torx® socket, size E-12	Engine: Pistons	N	Y	Refer to February 2014 Tech Tips. Commercially available common shop tool.	
	J-50553	SOA321083	PISTON RING COMPRESSOR	Engine: Pistons	Y		Refer to TRB 2011 FORESTER INTRODUCTION New Technology Training Module 920 MSA5P1920C, Tech Tips March 2014	
	J-50984	SOA321096	COMPRESSOR, PISTON RING	Engine: Pistons	Y		Piston Ring Compressor - 84mm. Refer to Tech Tips March 2014. 2.0L FA engines.	
	J-51003	SOA321093	COMPRESSOR, PISTON RING	Engine: Pistons	Y		BRZ Piston Ring Compressor	
920287002000	NA	NA	REMOVER AND REPLACER	Engine: Valvetrain	N	Y	Valve spring compressor. Used on FA and FB engines.	
NA	J-51972	SOA321107	Cam cover guide pins	Engine: Valvetrain	Y	N	For FA/FB timing chain cover installation. Released as part of SOA321107 kit shipment.	
	18361AA000	SOA321064	Exhaust Cam Sprocket Wrench Holder	Engine: Valvetrain	N	N	Refer to October 2006 TechTips	
NA	J-42908	SOA321995	CAM SPROCKET HOLDER/ UNLOADER	Engine: Valvetrain	Y		Refer to TRB Belt Driven ValveTrain Boxer Engines MSA5P1104C February 2011 Module 104	

Continued...




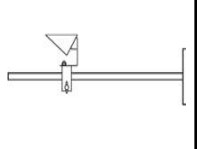


Service Manual Tool Part Number	Special Service Tool Part Number	Kit Number Tool Released Under	Description	Repair Category	Essential (Y/N)	Commercially Available / Alternate Source	Notes	Image
	J-45443	SOA320121	CAM SPROCKET HOLDER	Engine: Valvetrain	Y		No info	
NA	J-43979	SOA321995	VALVE SHIM POSITIONING TOOL	Engine: Valvetrain	Y	Y	Refer to TRB Belt Driven ValveTrain Boxer Engines MSA5P1104C February 2011 Module 104 and TRB New Dealer Basic Introduction MSA5P1841C Module 841. Also known as Shim remover tool.	
NA	J-44159	SOA321995	VALVE SHIM STORAGE CASE	Engine: Valvetrain	Y	Y	Valve shim storage case	
	J-50552	SOA321083	PIN SET, PULLEY WRENCH	Engine: Valvetrain	Y		Also known as Extended Length Cam Pins. Refer to TRB 2011 FORESTER INTRODUCTION New Technology Training Module 920 MSA5P1920C	
<b>TRANSMISSION AND DIFFERENTIAL</b>								
18270KA020	J-47730	SOA321051	E20 TORX SOCKET	Transmission: General	N	Y	E20 TORX SOCKET J-47730 not essential. Used for removing and installing the hypoid driven gear and for removing and installing the drive pinion shaft retainer.	
NA	J-41510	SOA321060	BELL HOUSING BOLT TORX BIT	Transmission: General	Y	Y	T-50 Torx Plus bit	
18722AA010	18722AA000	SOA321043	6th Gear Puller	Transmission: Manual	Y	N	Slightly different diameter but acceptable.	

Continued...

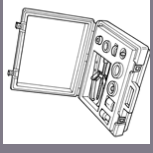


Service Manual Tool Part Number	Special Service Tool Part Number	Kit Number Tool Released Under	Description	Repair Category	Essential (Y/N)	Commercially Available / Alternate Source	Notes	Image
398673600	SOA625333	NA	CLUTCH SPRING COMPRESSOR	Transmission: Manual	Y	N	Used to remove and install clutch spring.	
	SOA629389	NA	Drive Pinion Installer	Transmission: Manual	Y		Drive pinion thrust washer installer. Refer to MSA5P0268C Split Case Manual Transmission (Module 201) (June 2011)	
NA	J-44959	SOA321033	BIT, T-70 TORX	Transmission: Automatic	Y	Y	The 4EAT differential drain has been changed in production to a Torx type drive for the 2003MY. Size is T-70. TechTIPS NOV 2002: 2003 Baja Edition	
398643600	SOA625336	NA	GAUGE PLATE	Transmission: Automatic	Y		Low & reverse brake, total end play, oil pump, drive pinion height.	
18761AA010	NA	NA	Nylon Sheet	Transmission: CVT	N	Y	SOA chose not to issue this tool. It is used during Gen 2 CVT valve body repair.	
398417700	SOA626234	NA	Pinion Oil Seal Installer	Drivetrain: Differential	Y		Pinion Oil Seal Installer.	
<b>BODY</b>								
	J-50972	SOA321098	ADJUSTER, TORSION BAR	Body: General	Y		Refer to Revised Trunk Springs and Mounting Bracket TSB 12-146-13	
NA	SOA321105	SOA321105	BRZ Window Glass Wrench	Body: General	Y	N	Refer to TSB 12-180-15.	

Continued...



Service Manual Tool Part Number	Special Service Tool Part Number	Kit Number Tool Released Under	Description	Repair Category	Essential (Y/N)	Commercially Available / Alternate Source	Notes	Image
	J-39401-B	SOA321042	SIR DEPLOYMENT FIXTURE	Body: Airbag	Y	N	Refer to 17-09-04 Airbag Deployment Fixture Instruction Manual Supplement	
	J-39401-4	SOA321042	NUTS, 6MM RECESSED	Body: Airbag	Y	N	Refer to 17-09-04 Airbag Deployment Fixture Instruction Manual Supplement	
98399AG000 and 98399AG010	J-47673	SOA321045	WEIGHT TOOL, PASSENGER (SPECIAL TOOL WEIGHT A, SPECIAL TOOL WEIGHT B)	Body: Airbag	Y	N	Used for system calibration of occupant detection system. Refer to: G2350BE 2005 Legacy & Outback Service Manual, MSA5P0402C 2005 New Model Update (Module 914), MSA5P0136C Supplemental Restraint System (SRS) (Module 604) (December 2014)	
87699AL00A	J-51661 Radar Reflector J-51662 Radar Reflector Stand (Base)	SOA321103	RADAR REFLECTOR	Body: Eyesight	Y	N	Kit SOA321103 consists of J-51661 Radar Reflector J-51662 Radar Reflector Stand (Base)	
87699AL00A	J-51661	SOA321103	RADAR REFLECTOR	Body: Eyesight	Y	N	Part of Radar Reflector Tool SOA321103. Refer to service manual.	
87699AL00A	J-51662	SOA321103	STAND, RADAR REFLECTOR	Body: Eyesight	Y	N	Part of Radar Reflector Tool SOA321103. Refer to service manual.	

Continued...

Service Manual Tool Part Number	Special Service Tool Part Number	Kit Number Tool Released Under	Description	Repair Category	Essential (Y/N)	Commercially Available / Alternate Source	Notes	Image
<b>CHASSIS</b>								
	J-44369	SOA321001	REAR SUSP BUSHING KIT	Chassis: Suspension	Y		No info	
	J-45697	SOA321032	HUB REMOVER/REPLACER KIT	Chassis: Hubs	Y	N	TechTIPS SEPTEMBER 2003, TSB 03-50-02R, Wheel Bearing Installation Guide MSA5P0401C	
	J-45295	SOA321047	TOOL, TPMS ACTIVATION	Chassis: Wheels and Tires	N	Y	No info. See also J-51443.	
	J-51443	SOA321102	TPMS ACTIVATION	Chassis: Wheels and Tires	Y	Y	Refer to MSA5P1926C 2015 Legacy and Outback New Technology Training (Module 926) . Replaces J-45295-A / SOA321047	