








BMW Maintenance Program: 12-Volt Battery Replacement Measure

New information provided by this revision is preceded by this symbol .

This Service Information bulletin supersedes SI B61 30 14 **dated February 2016**.

MODEL

E70 (X5) Produced from 4/2010 to 6/2013 With the N63 engine	E71 (X6) Produced from 4/2010 to 6/2013 With the N63 engine	F01 (7 Series Sedan) Produced from 3/2010 to 6/2012 With the N63 engine	F02 (7 Series Sedan LWB) Produced from 3/2010 to 6/2012 With the N63 engine
F04 (ActiveHybrid 750i) Produced from 4/2010 to 6/2012 With the N63 engine	F07 (5 Series Gran Turismo) Produced from 9/2010 to 6/2012 With the N63 engine	F10 (5 Series Sedan) Produced from 3/2010 to 6/2013 With the N63 engine	F12 (6 Series Convertible) Produced from 3/2011 to 7/2012 With the N63 engine
F13 (6 Series Coupe) Produced from 3/2011 to 7/2012 With the N63 engine	E71 (X6) Produced from 7/2013 With the N55, N63T or S63 engine	F01 (7 Series Sedan) Produced from 7/2013 With the N55 or N63T engine	F02 (7 Series Sedan) Produced from 7/2013 With the N55, N57, N63T, or N74 engine
F06 (6 Series Gran Coupe) Produced from 3/2013 With the N63T or S63 engine	F07 (5 Series Gran Turismo) Produced from 9/2013 With the N63T engine	F10 (5 Series Sedan) Produced from 7/2013 With the N63T or S63 engine	F12 (6 Series Convertible) Produced from 3/2013 With the N63T or S63 engine
F13 (6 Series Coupe) Produced from 3/2013 With the N63T or S63 engine	 F15 (X5) With N55 and N47 produced from 8/2013 to 7/2014 With N63T engine produced from 8/2013	F16 (X6) Produced from 8/2014 With N63T engine	 G12 (7 Series Sedan) With B58 and N63TU2 engine Produced from 7/2015
 F85 (X5M) With S63T2 Produced from 12/2014	 F86 (X6M) With S63T2 Produced from 12/2014		

INFORMATION

This bulletin outlines a customer satisfaction measure that has been designed exclusively for the

BMW vehicles listed above. It involves the replacement of the 12-volt battery as a preventive maintenance measure.

This 12-volt battery replacement measure is:

- **Effective for repairs dated on or after January 1, 2015.**
- **Applicable to vehicles that are still covered by the BMW Maintenance Program. This program is valid for 4 years or 50,000 miles, whichever occurs first.**
- **The calculation is based on the current date of repair. It is “applicable” when the 12-volt battery was not replaced within the last 12 months. You can then perform the battery replacement as outlined below.**

Please check the warranty claim history for the specific vehicle in the DCSnet Warranty Vehicle Inquiry to confirm the battery was not already replaced within the previous 12 months.

PROCEDURE

Important note: Do not perform an energy diagnosis for these battery replacements.

A. Vehicles equipped with the N63 engine (vehicles equipped with N63T go to procedure B)

Perform the battery replacement for N63 vehicles under one of the following conditions:

- In conjunction with performing the N63 Engine: Customer Care Package (N63 CCP, [SI B11 06 14](#)), and/or
- As a “combined” task with the engine oil at service counter (SC) #2 only when it shows “Recommended, Due,” or it qualifies to be performed based on the “60-day Bundling” procedure (see [SI B01 06 13](#)).

12-volt battery replacement together with performing the N63 CCP

If you are performing the N63 CCP ([SI B11 06 14](#)) and:

- The vehicle is still within the first 4 years/50,000 miles, and
- The 12-volt battery was NOT replaced within the last 12 months, then
- Replace the battery in conjunction with performing the N63 CCP, regardless of the engine oil service task “status” showing in CBS and the ISPA Light application.

12-volt battery replacement procedure

1. Replace the battery with a 105 Ah battery (this is an upgrade from the originally fitted 90 Ah battery). Refer to ISTA Repair Instruction 61 21 010, “Remove and install or replace battery” and proceed to step 5b. The following exceptions apply:
 - If the vehicle is an E70 or E71 and was produced prior to 10/2011, replace the battery with the 90Ah battery and proceed to step 5a (these vehicles cannot accept a battery upgrade to 105 Ah).

- If the battery installed in the vehicle is already a 105 AH battery, replace it with a 105 Ah battery and proceed to step 2.

Important notes:

- **F06, F07, F10, F12, and F13 vehicles will require an additional hold-down clamp (P/N 61 21 7 592 923), only if upgrading from a 90 Ah battery to a 105 Ah battery.**
 - **Some vehicles have a metal tab on the battery tray. It has to be bent down flat in order to prevent damage to the new 105Ah battery when performing the upgrade.**
 - **F10 vehicles produced from 3/2010 up to 9/2010 do not have enough room for the 105 Ah batteries. Replace the battery with the 90/92 Ah battery. Vehicles produced from 9/2010 can be upgraded to the 105 Ah batteries.**
2. Register the new battery using ISTA. Refer to [SI B61 15 12](#).
 - Select “Enter battery replacement: same capacity” if the same size battery was installed. The replacement is finished. No further steps are needed.
 - Select “Enter battery replacement: higher/lower capacity” if the higher capacity 105 Ah battery was installed in place of the 90Ah battery. Proceed to the next step.
 3. Start an ISTA/P session using the latest version of ISTA/P.
 4. Select “Conversions/Retrofits” and select “Retrofit, 105 Ah AGM Battery” for the first replacement/upgrade only.
 5. Note that ISTA/P will automatically reprogram and code all programmable control modules that do not have the latest software.
 6. After the programming is finished, the battery replacement is finished.

Always connect a BMW approved battery charger/power supply ([SI B04 23 10](#)).



B. Vehicles equipped with the B58, N55, N57, N63T, N63TU2, S63 and N74 engines

Please replace the 12-volt battery at the second engine oil service (combined with engine oil service counter #2) when this service shows “Recommended, Due,” or it qualifies to be performed based on the “60-day Bundling” procedure (see [SI B01 06 13](#)), or unless the battery was already replaced within the last 12 months.

1. Perform a Key Read on the vehicle and check to see if an engine oil service (counter #2) qualifies to be performed.
2. Confirm the battery was not replaced previously during the last 12 months.
3. If the results of steps 1 and 2 allow, replace the battery together with performing the engine oil service.
4. Refer to ISTA Repair Instruction 61 21 010, “Remove and install or replace battery.”

5. Register the new battery using ISTA. Refer to [SI B61 15 12](#). Select “Enter battery replacement: same capacity,” and then the replacement is finished.
6. Perform the “combined” service tasks with the engine oil service, as well as any “stand alone” maintenance tasks items if they qualify to be performed (see the “Warranty Information” section below).
7. Reset the CBS data to 100%.

PARTS INFORMATION

Part Number	Description	Quantity
61 21 2 353 812	90/92 AH battery (if equipped)	1
61 21 2 353 814	105 AH (if equipped or for upgrade)	1
61 21 7 592 923	Battery Clamp Rail (only if needed for F06, F07, F10, F12, F13)	1

WARRANTY INFORMATION

Covered up to the first 4 years or 50,000 miles, whichever occurs first (unless the battery was replaced within the last 12 months), as outlined below:

Applicable N63 engine vehicles

Covered under the terms of an “active” BMW Maintenance Program period when performed in conjunction with the N63 CCP ([SI B11 06 14](#)) procedure and/or as a “combined” task with an engine oil service at service counter (SC) #2 when it shows “Recommended, Due,” or it qualifies to be performed based on the “60-day Bundling” procedure.

Applicable B58, N20, N55, N57, N63T, N63TU2, S63 and N74 engine vehicles

Covered under the terms of an “active” BMW Maintenance Program period when performed as a “combined” task with an engine oil service at service counter (SC) #2 when it shows “Recommended, Due,” or it qualifies to be performed based on the “60-day Bundling” procedure.

Defect Code:	85 10 02 56 MP	
Labor Operation:	Labor Allowance:	Description:
61 21 517	Refer to KSD2	Replacing battery, with registering battery replacement

N63 retrofit programming: upgrade battery from a 90 Ah to a 105 Ah

When it is necessary and the programming/encoding is NOT included with performing another repair during the same service visit:

Labor Operation:	Labor Allowance:	Description:
00 00 556	Refer to KSD2	Performing “vehicle test” (with vehicle diagnosis system – checking faults)
And:		
61 00 730	Refer to KSD2	Retrofit programming of vehicle for upgrade of battery from 90 Ah to 105 Ah
And:		
61 21 528	Refer to KSD2	Connect an approved battery charger/power supply (indicated in KSD2 as “Charging battery”)

Refer to KSD2 for the corresponding flat rate unit (FRU) allowance.

Vehicle Programming and Coding

Control module failures that occur during programming:

- Please claim these consequential repairs under the defect code listed in this bulletin and use the applicable KSD2 labor operations.

Other Repairs

Control module failures that occur prior to programming:

- When covered under an applicable limited warranty, claim these repairs using the applicable defect code and labor operations in KSD2.

Other Maintenance Service Task Items

If eligible, claim any additional maintenance service task items (combined or “stand alone” that are “Recommended, Due” or qualify to be performed based on the “60-day Bundling” procedure) under the BMW Maintenance Program, or invoice them separately as customer-pay only after reviewing these items with the customer and with his or her approval.

Overlapping Labor – Associated and/or Other Repairs

If invoicing KSD2 flat rate labor operation codes for the additional repair work results in overlapping labor being claimed, invoice work time labor operation 00 50 000 for the additional time (FRU) minus the overlap instead.

On the repair order and in the claim comment section, please identify the labor operations that labor operation code 00 50 000 replaces and itemize the claimed FRU amount.

Work time labor operation code 00 50 000 is not considered a Main labor operation.

Associated Repairs: When work time labor operation 00 50 000 is used as an extension of the repair outlined in this bulletin, a separate defect code and punch time(s) are not required.

Other Repairs: When work time labor operation 00 50 000 is used for work that will be claimed under different defect codes, separate punch time(s) are required.

ATTACHMENTS

View PDF attachment [B613014 Attachment](#).

View PDF attachment [B613014 Attachment FAQ](#).

[Copyright ©2016 BMW of North America, Inc.]