




Various Check Control Messages Caused by Shorted K-CAN

This Service Information bulletin supersedes SI B61 03 15 **dated April 2016**.

MODEL

F22 (2 Series Coupe)	F30 (3 Series Sedan)	F32 (4 Series Coupe)	F34 (3 Series Gran Turismo)
 F36 (4 Series Gran Coupe)			

SITUATION

The customer states that one or more of the following CC messages are displayed:

- 627 – Steering behavior: Drive moderately
- 070 – Steering: Drive moderately
- 765 – Rear-end collision restricted
- 850 – Pedestrian warning restricted
- 236 – Driving stabilization: Drive moderately
- 299 – SOS call system failure
- 042 – Brake system: Drive moderately

After performing a vehicle test, one or more of the following fault codes are stored:

- ACSM – C9549A Message faulty (seat memory), ACSM receiver, driver's seat module transmitter
- FEM – D91DE0 No message, receiver FEM, transmitter TMSL
- FEM – D91EE5 No message, receiver FEM, passenger seat module transmitter
- ACSM – C9540C Message missing, receiver ACSM, transmitter FEM
- TMSL – D95402 Message missing, receiver TMSL, transmitter FEM
- KOMBI – E11454 No message, receiver KOMBI, transmitter REM
- FEM – D91DE6 No message, receiver FEM, transmitter TMSL
- TMSR – D99401 Message missing, receiver TMSR, transmitter FEM
- TMSR – D99402 Message missing, receiver TMSR, transmitter FEM

- FEM – 8041BA AHL system faulty
- FEM – D916C3 No message, receiver FEM, transmitter TCB
- ZBE – E2D403 No message, receiver CON, transmitter FEM-ZGM
- TRSVC – CA9428 Message incorrect, receiver TRSVC, transmitter PDC-REM
- TMSL– D95401 Message missing, receiver TMSR, transmitter FEM
- HU-H – S0397 MOST configuration was not stored
- TCB – E1445F KCAN2 or KCAN4: Line fault/electrical fault
- FEM – 8041B6 LWR faulty
- REM – E58468 Body CAN2; communication fault
- TRSVC – CA9427 Message incorrect, receiver all around vision camera, transmitter PDC/REM
- FEM – D91CEC Message missing, receiver FEM, transmitter REM

CAUSE

- Shorted K-CAN wiring under driver or passenger seat
- Shorted K-CAN2 wires were shorted between the left side trunk trim panel and the body of the vehicle
- Shorted K-CAN in left rear wheel well area
- Shorted K-CAN under center console trim
- Shorted K-CAN under A-Pillar trim

CORRECTION


Repair and re-route shorted harness to prevent a repeat visit.

PROCEDURE


1. Find shorted harness:

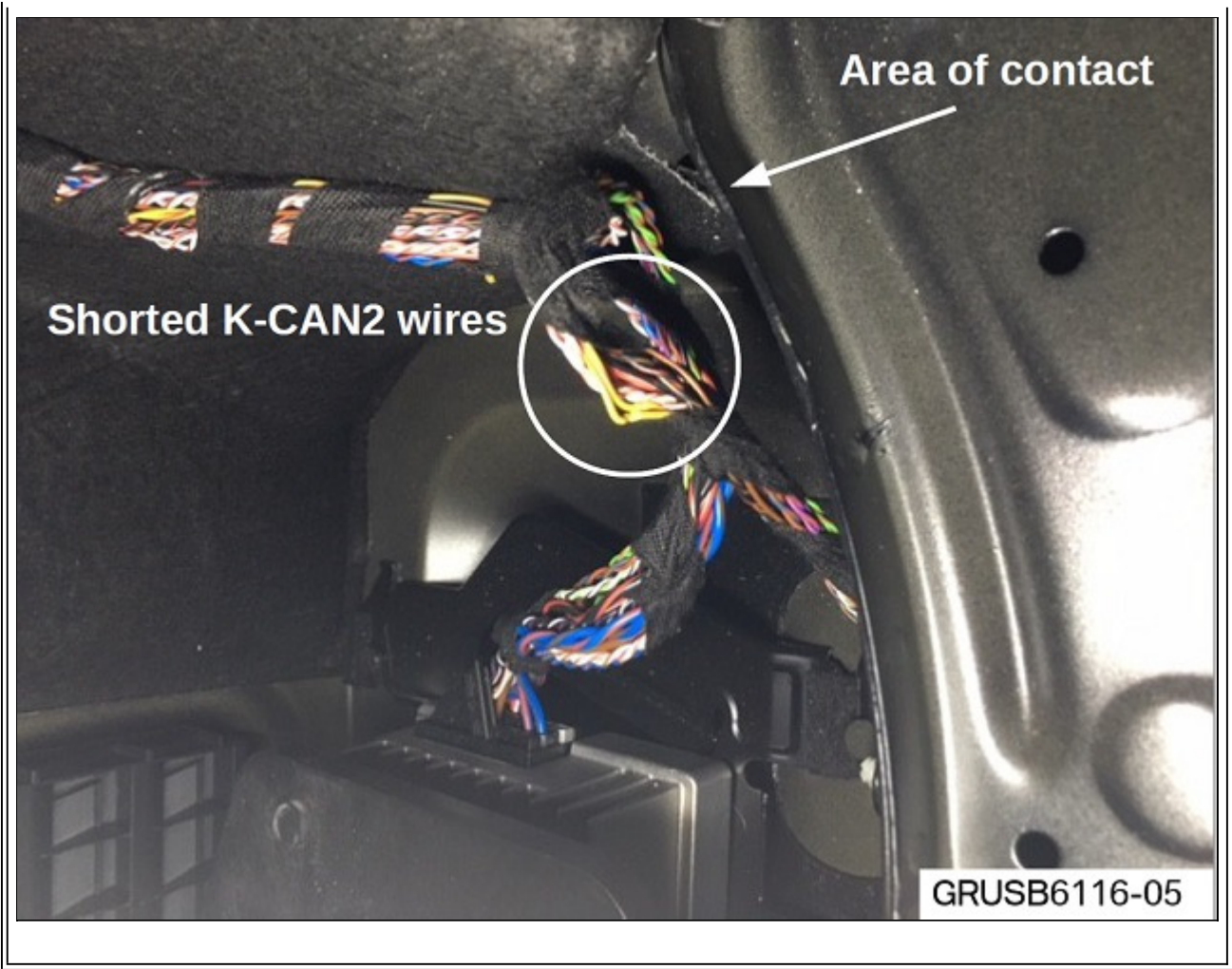
The following pictures show locations where these repairs have typically been necessary.

- A. Under driver or passenger front seat.





B. Between the left side trunk trim panel and the body







C. On the body in the left rear wheel well area






D. Under the center console trim (also check near controller)






E. Short in A-Pillar behind trim (clip pinching harness)





UPDATE! F. Short under left rear inner trunk area (thanks to Eric Zahn at Valencia BMW)





2. Repair short.
3. Reinstall all components, ensuring routing prevents future wire damage.

WARRANTY INFORMATION

This Service Information bulletin is intended to provide technical diagnostic and/or repair information.

Claims that result from the repair of a verified defect are to be processed following established and applicable warranty policies and procedures, together with using the applicable defect code and labor operations in KSD2.

[Copyright ©2016 BMW of North America, Inc.]