



Crackling Noise from the Fresh Air Grille

This Service Information bulletin supersedes SI B64 05 16 **dated March 2016**.

MODEL

F15 (X5)	F16 (X6)	F85 (X5 M)	F86 (X6 M)
Vehicles produced from August 01, 2013 to February 13, 2015			

SITUATION

Customer complains of crackling noises coming from the fresh air grille for approx. 15 seconds when switching on the air-conditioning system.

CAUSE

Refrigerant transition inside the evaporator.

CORRECTION

If indicated by procedure below, replace the evaporator.

PROCEDURE

1. Duplicate the situation.
2. Run diagnostics with ISTA, working through the corresponding test module for any stored heating and air conditioning faults.

Did the test module suggestions eliminate the problem?

YES- Follow the test plan recommendation.

NO- Continue to step 3.

3. Review repair history of the vehicle.

Has an evaporator, with the part number specified below, been put into the vehicle on an earlier service visit?

YES- **DO NOT** replace it again because the optimized part has already been installed. Continue with standard troubleshooting.

NO- replace the evaporator with an optimized evaporator with part number specified below.

Always connect a BMW approved battery charger / power supply ([SI B04 23 10](#)).

Warning! Only persons in possession of a professional certificate of competence for the maintenance and repair of heating and air conditioning systems are authorised to carry out repair work on the refrigerant circuit.

The necessary preliminary work is following ISTA REP 64 11 206 "Removing and installing/replacing heating and air-conditioning unit".

The main work operation is following ISTA REP 64 51 591 "Replacing evaporator". Recheck operation and A/C function after repair is completed.

PARTS INFORMATION







Part Number	Description	Quantity
64 11 9 386 812	Evaporator	1
64 11 9 127 185	Seal kit for expansion valve	1

Bulk Materials

83 19 2 221 349	R134a (Gas 1 oz units)	As needed
82 14 1 467 704	BMW antifreeze/coolant	As needed

WARRANTY INFORMATION

Covered under the terms of the BMW New Vehicle Limited Warranty for Passenger Cars and Light Trucks or the BMW Certified Pre-Owned Program.

Defect Code:	64 51 00 48 00	
Labor Operation:	Labor Allowance:	Description:
00 00 006	Refer to KSD2	Performing "vehicle test" (with vehicle diagnosis system – checking faults)
 And:		
 61 21 528	Refer to KSD2	Connect an approved battery charger/power supply(indicated in KSD2 as "Charging battery")
 And:		
 64 11 703	Refer to KSD2	Removing and installing heater (with integrated air conditioner) (includes discharging, evacuating and filling air conditioner)
 And:		
 64 51 591	Refer to KSD2	Removing and replacing evaporator

		(heater / air conditioner removed)
--	--	------------------------------------

If you are using a Main labor code for another repair, use the Plus code labor operation 00 00 556 instead.

Refer to KSD2 for the corresponding flat rate unit (FRU) allowances.

Other Repairs

If other eligible and covered work is performed as a result of performing the ISTA diagnostics and related test plans results, claim this work with the applicable defect code and labor operations listed in KSD2.

Overlapping Labor – Other Repairs

If invoicing KSD2 flat rate labor operation codes for the additional repair work results in overlapping labor being claimed, invoice work time labor operation 00 50 000 for the additional time (FRU) minus the overlap instead.

On the repair order and in the claim comment section, please identify the labor operations that labor operation code 00 50 000 replaces and itemize the claimed FRU amount.

Work time labor operation code 00 50 000 is not considered a Main labor operation.

When work time labor operation 00 50 000 is used for work that will be claimed under different defect codes, separate punch time(s) are required.

[Copyright ©2016 BMW of North America, Inc.]