



INFORMATION ON THE OPERATION OF THE SMART OPENER

MODEL

F07 (5 Series Gran Turismo)	F10 (5 Series)	F12 (6 Series Convertible)	F13 (6 Series Coupe)
F15 (X5)	F16 (X6)	F22 (2 Series Coupe)	F23 (2 Series Convertible)
F25 (X3)	F26 (X4)	F30 (3 Series Sedan)	F31 (3 Series Wagon)
F32 (4 Series Coupe)	F33 (4 Series Convertible)	F34 (3 Series Gran Turismo)	F36 (4 Series Gran Coupe)
F48 (X1)	F80 (M3 Sedan)	F82 (M4 Coupe)	F83 (M4 Convertible)
F85 (X5 M)	F86 (X6 M)	G12 (7 Series)	I01 (i3 Series)

Vehicles with option code SA-0322 (Comfort Access) without M-Sport trim

INFORMATION





The smart opener (**Contactless tailgate**) operates as described below:

- Ignition key must be within 3 feet behind the vehicle, clear from any interference like a smartphone
- The customer must be at least an arms-length behind the vehicle
- Kick your foot forwards & backwards under the vehicle in one quick movement
- The taillights flash confirming that the trunk will open
- The trunk then successfully opens

For more information an instructional video can be viewed which demonstrates the operation. Thanks to BMW of Tenafly for providing the video.

tinyurl.com/Autotrunk1



 <p>HANDS-FREE TRUNK OPENING. HOW TO USE IT.</p>  <p>Step 1 Hold your key on you. Electronic devices may cause signal interference.</p>  <p>Step 2 Stand about one step-arm's length behind the car, in front of the license plate.</p>  <p>Step 3 Kick your foot forwards & backwards under the car in one quick movement. The trunk will open.</p> <p>GRUSB6616-12</p>	<p>For new vehicles and during PDI (Pre Delivery Inspection) this informational card will be in the trunk. By scanning the QR code, you will be taken to an instructional video as well.</p>
---	--

WARRANTY INFORMATION

Not applicable.

[Copyright ©2016 BMW of North America, Inc.]