



DRIVER'S SEAT GROANS/CREAKS UNDER LOAD

MODEL

F48 (X1)	
Vehicles with option code SA 481 Sport seats	Vehicles produced between: July 01, 2014 to September 16, 2016

SITUATION

Driver's seat backrest produces a groaning/creaking noise in the vicinity of the backrest width adjustment (refer to attached below video) when put under load (upper body pressure into seat back).

<http://tinyurl.com/jnlof6f>

CAUSE

Friction at the contact point between lumbar supports and the holder/clip or at lumbar support base plate.

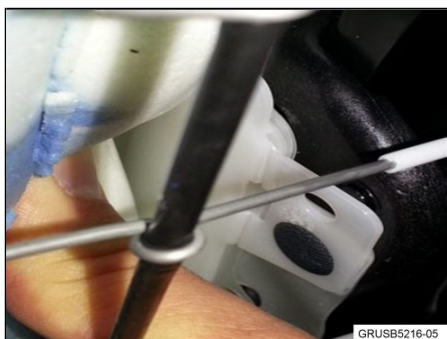
CORRECTION

Add friction-reducing tape at contact points.

PROCEDURE



For conditions that are similar to the situation described:

1. Follow REP 52 13 198 "Removing and installing or replacing rear panel on left or right front seat backrest".



2. Press into the seatback while putting light pressure on the lumbar support or fastening clip.

Does the light pressure on the support or clip eliminate the noise?

 <p style="text-align: right; font-size: small;">GRUSB5216-06</p>	<p>YES- adhere polyester-fleece wrapping tape at the contact point between the lumbar support and fastening clip where shown.</p>
 <p style="text-align: right; font-size: small;">GRUSB5216-07</p>	<p>NO- adhere felt strips to the white base plate (rear side) of the lumbar support as shown.</p>

3. Reassemble as per instructions.

PARTS INFORMATION

Part Number	Description	Quantity
61 13 6 920 760	Polyester-glass mat wrap (W=19mm/L=7.5m)	As needed

WARRANTY INFORMATION

Covered under the terms of the BMW New Vehicle Limited Warranty for Passenger Cars and Light Trucks.

Defect Code:	5210213900	
Labor Operation:	Labor Allowance:	Description:
52 13 198	Refer to KSD2	Removing and installing or replacing rear panel on left or right front seat backrest (Main work)
Or:		
52 13 697	Refer to KSD2	Removing and installing or replacing rear panel on left or right front seat backrest (Plus work)

And:		
52 99 000	2 FRU	Work time for adding the reduction tape - driver's seat

If you are using a Main labor code for another repair, use the Plus code labor operation 53 13 697 instead.

Refer to KSD2 for the corresponding flat rate unit (FRU) allowance.

Work time labor operation code 52 99 000 is not considered a Main labor operation. Also, since the "work time" FRU allowance to be claimed is specified, a separate punch time is not required.

And:

Sublet – Bulk Materials

Sublet Code 4	See sublet reimbursement calculation below	Reimbursement for the repair-related bulk material (BMW part number, please do not use the part numbers for claim submission)
----------------------	--	---

Sublet reimbursement calculation for claiming the "used quantities" of repair-related bulk materials (BMW part number) is at dealer net plus your center's handling.

Enter this material cost in sublet and itemize the amount on the repair order and in claim comment section.

[Copyright ©2016 BMW of North America, Inc.]